



University of HUDDERSFIELD

University of Huddersfield Repository

Kola, Susanna and Walsh, Jane C.

Virtual reality and audiovisual distraction in acute pain management

Original Citation

Kola, Susanna and Walsh, Jane C. (2006) Virtual reality and audiovisual distraction in acute pain management. In: 3rd Annual Conference of the Division of Health Psychology, PSI, 3rd April 2006, NUI, Galway. (Unpublished)


This version is available at <http://eprints.hud.ac.uk/id/eprint/9766/>

The University Repository is a digital collection of the research output of the University, available on Open Access. Copyright and Moral Rights for the items on this site are retained by the individual author and/or other copyright owners. Users may access full items free of charge; copies of full text items generally can be reproduced, displayed or performed and given to third parties in any format or medium for personal research or study, educational or not-for-profit purposes without prior permission or charge, provided:

- The authors, title and full bibliographic details is credited in any copy;
- A hyperlink and/or URL is included for the original metadata page; and
- The content is not changed in any way.


For more information, including our policy and submission procedure, please contact the Repository Team at: E.mailbox@hud.ac.uk.

<http://eprints.hud.ac.uk/>



National University of Ireland, Galway
Ollscoil na bÉireann, Gaillimh

Virtual Reality and Audiovisual Technology in the Management of Acute Pain – A review of the literature



Susie Kola & Jane C. Walsh
Department of Psychology, NUI Galway

Attention and Pain



- Focus of attention shown to have a mediational role in the perception of pain
- **Distraction**
 - Reduced pain perception (e.g., Devine & Spanos, 1990)
 - Increased pain tolerance (e.g. Piira et al., 2005; James & Hardardottir, 2002)
- **Limited Capacity Resource Theory of Attention**
(Kahneman, 1973)
 - Attention is of limited capacity
 - Distraction reduces the available resources to process pain stimulus


Virtual Reality and Audio-Visual Distraction



- Technological advances in recent years have led to use of audio-visual and VR technology in acute pain management
 - Audio-visual: virtual i-glasses with headphones, 2D images
 - VR: highly immersive 3D environments
- Stimuli include fantasy worlds, video games, special 2D and 3D videos, simulated 3D ‘virtual’ real life situations




Summary of Evidence



- Audiovisual and virtual reality distraction has been used in a variety of settings with positive results
 - **Medical procedures**
 - Burn wound cleaning (Hoffman et al., 2000, 2001)
 - Colonoscopy (Lee et al., 2004)
 - Flexible sigmoidoscopy (Lembo et al., 1998)
 - Routine gastric testing (Kozarek et al., 1997)
 - Cleaning and dressing of leg ulcers (Tse et al., 2003)

Summary of Evidence



- **Medical Procedures with Pediatric Patients**

- Port access procedure, virtual reality distraction vs. control (Wolitzky et al., 2005)
- Port access procedure, virtual reality distraction vs. non-VR distraction vs. control (Gershon et al., 2004)

But

- Lumbar puncture with conscious sedation found no significant difference between those in VR distraction compared to control (Sander et al., 2002)

Summary of Evidence



- **Dental Procedures**

- Dental scaling (Frere et al., 2001)

But

- No significant difference in perceived pain intensity or pain unpleasantness in patients undergoing dental scaling with audiovisual distraction and N₂O or audiovisual distraction and no distraction (Bentsen, Wenzel & Svensson, 2003)
- No significant difference in pain intensity or pain unpleasantness between patients having teeth drilled with audiovisual distraction compared with control (Bentsen, Svensson, & Wenzel, 2001)


Summary of Evidence



- **Experimental studies**

- Blood pressure ischemia pain (Tse et al., 2002)
- Blood pressure ischemia pain – in last two minutes randomised to enter virtual reality world or not (Hoffman et al., 2003)
- Thermal pain to foot, Hi-Tech vs. Lo-Tech VR (Hoffman et al., 2004)

Limitations



- Very small sample sizes
- Poor outcome measures
- Lack of adequate and equivalent control groups
- Different protocols used makes it difficult to compare studies
- Lack of standardisation in virtual reality and audiovisual devices and software used
- In some studies, patients have received some form of analgesia or sedation

Future Research Directions



- The studies to date strongly suggest that both virtual reality and audiovisual technology can be a very promising analgesic distraction technique

However,

- Larger scale randomised controlled trials needed
- Comparison groups need to be more adequate and equivalent
- Inclusion of individual difference variables