



University of HUDDERSFIELD

University of Huddersfield Repository

Cresswell, S.N., McCluskey, T.L. and West, Margaret M.

Acquiring planning domain models using LOCM

Original Citation

Cresswell, S.N., McCluskey, T.L. and West, Margaret M. (2013) Acquiring planning domain models using LOCM. *Knowledge Engineering Review*, 28 (2). pp. 195-213. ISSN 0269-8889

This version is available at <http://eprints.hud.ac.uk/id/eprint/9052/>

The University Repository is a digital collection of the research output of the University, available on Open Access. Copyright and Moral Rights for the items on this site are retained by the individual author and/or other copyright owners. Users may access full items free of charge; copies of full text items generally can be reproduced, displayed or performed and given to third parties in any format or medium for personal research or study, educational or not-for-profit purposes without prior permission or charge, provided:

- The authors, title and full bibliographic details is credited in any copy;
- A hyperlink and/or URL is included for the original metadata page; and
- The content is not changed in any way.

For more information, including our policy and submission procedure, please contact the Repository Team at: E.mailbox@hud.ac.uk.

<http://eprints.hud.ac.uk/>

Acquiring planning domain models using LOCM

S. N. Cresswell, T. L. McCluskey and M. M. West

*School of Computing and Engineering, The University of Huddersfield, Huddersfield HD1 3DH, UK
E-mail: {s.n.cresswell,t.l.mccluskey,m.m.west}@hud.ac.uk*

Abstract

The problem of formulating knowledge bases containing action schema is a central concern in knowledge engineering for AI Planning. This paper describes *LOCM*, a system which carries out the automated generation of a planning domain model from example training plans. The novelty of *LOCM* is that it can induce action schema without being provided with any information about predicates or initial, goal or intermediate state descriptions for the example action sequences. Each plan is assumed to be a sound sequence of actions; each action in a plan is stated as a name and a list of objects that the action refers to. *LOCM* exploits assumptions about the kinds of domain model it has to generate, rather than handcrafted clues or planner-oriented knowledge. It assumes that actions change the state of objects, and require objects to be in a certain state before they can be executed. In this paper we describe the implemented *LOCM* algorithm, the assumptions that it is based on, and an evaluation using plans generated through goal directed solutions, through random walk, and through logging human generated plans for the game of Freecell. We analyse the performance of *LOCM* by its application to the induction of domain models from five domains.

1 Introduction

The area of Automated Planning Systems has progressed rapidly in the past 20 years. Planning algorithms have the ability to reason with knowledge of action and change in order to synthesise plans to achieve desired goals. The prevalent idea in Automated Planning research and development is that there is a logical separation of planning engine and domain model representing the application and problem at hand. However, these domain models are invariably hand crafted. As far as we are aware, all the domain models used in the International Planning Competitions (IPC) have been hand crafted, as are those reportedly used in leading applications such as those in the Space area.

The work reported here is motivated by the importance of the knowledge formulation process to the success of applications, and to making planning engines more accessible and open to community use. This encompasses automatically acquiring domain models of new domains, or automatically maintaining existing domain models. This paper focuses on one way of opening up planning engines to general use: to mine domain models from logged sequences of action applications, without the need for hand crafted planner-oriented information such as predicate specification or state information. We describe a generic tool called *LOCM* (Learning Object-Centred Models) which illustrates the feasibility of automatically generating a domain model from application knowledge in the form of plans in a range of application areas. The input to *LOCM* is a sentence within an abstract language of observed instances and the output is a solver-ready PDDL domain model. The originality of *LOCM* lies in the simplicity of its input: its observed instances are descriptions of plans or plan fragments within the application area. *LOCM* exploits assumptions about the kind of domain it is constructing: a planning domain consists of sets (called *sorts*) of object instances, where each object behaves in the same way as any other object in its sort. In particular, sorts have a defined set of states that their objects can occupy, and an object's state may change (called a state transition) as a result of action instance execution (Simpson, Kitchin, and McCluskey (2007)).

Additionally we assume that there are many observations for it to use, and that the observations are sequences of possible action applications within the domain where each action application is made up of an identifier, and the names of objects that it affects.

LOCM works by assembling the transition behaviour of individual sorts, the co-ordinations between transitions of different sorts, and the relationships between objects of different sorts. It does so by exploiting the idea that actions change the state of objects, and that each time an action is executed, the preconditions and effects on an object are the same. Under these assumptions, *LOCM* can induce action schema without the need for background information such as specifications of initial/goal states, intermediate states, fluents or other partial domain information. All other current systems e.g. *Opmaker* (Richardson (2008)), *ARMS* (Wu, Yang, and Jiang (2005)), and the system of Shahaf and Amir (2006) require some of this background knowledge as essential to their operation.

We evaluate the *LOCM* system with five domains: the tyre-world, the blocks world, driverlog, IPC Freecell and AoP-Freecell, with training sequences extracted from IPC solution plans, from using random walks generated using existing domain models, or from logs of human plans. The most impressive result is where *LOCM* creates a usable PDDL domain model from a number of logs of a human playing the Freecell game. This indicates the potential applications for such technology, where by observing logs of actions, agents with planning capabilities will be able to induce domain models in order to carry out planning themselves.

The paper is structured as follows. In the next section we describe the definitions and assumptions that underly *LOCM* and in doing so detail the steps in the *LOCM* algorithm. The following section details the evaluation with the five domains listed above. Finally, we detail similar and related work, outline future work and draw conclusions.

2 The *LOCM* System

2.1 *LOCM* Overview

The input to *LOCM* is an action training sequence, where each action is specified as a name followed by a sequence of affected objects. It is in a sufficiently general format that it could originate from a varied number of sources. The algorithm synthesises models in the form of Finite State Machines, and then augments FSM states with parameters which record associations between objects. The output is, for the purposes of this paper, a domain model in PDDL form. However, the internal representation would allow output in other forms such as SAS⁺ (Bäckström (1992)).

In this work we assume no prior knowledge of the planning domain theory: no information is given to the system about predicates, sorts, actions, goals, initial states, intermediate states etc - the only knowledge available is via the input training sequences. The only exception to this is the option to specify a “static” precondition, necessary in some domains which require static knowledge. Rather, we base our work on a set of assumptions or ontological constraints of *the kind of planning domain theory being learned*. These assumptions are detailed below. Hence, although *LOCM* does not require other inputs, it makes a fundamental assumption about the domain: that it consists of collections of objects (called sorts) which change state in such a way that this can be captured by parameterised finite state machines. The following subsections are motivated by examples in which we establish a conceptual framework of *definitions, assumptions and hypotheses*. We use the heading of “ASSUMPTION” for facts about the training sequence format and the domain’s structure. However these are independent of the *content* of the training sequences; we use the heading of “hypothesis” for knowledge that we induce from the content of the training sequence and hence the hypotheses are dependent on that content.

Example 1: Using the well known *tyre-world* as an example, the following is a action training sequence containing ten action instances:

```
open(c1); fetch_jack(j1,c1); fetch_wrench(wr1,c1); close(c1); open(c2);
fetch_wrench(wr2,c2); fetch_jack(j2,c2); close(c2); open(c3); close(c3)
```

The intention is that $c1$, $c2$, $c3$ are *containers* (e.g. car trunks or boots), $wr1$, $wr2$ are *wrenches*, and $j1$, $j2$ are *jacks*, though the system is not given this knowledge.

The outline algorithm of *LOCM* is as follows: each line of the algorithm is detailed in the sections below.

```

procedure LOCM
Input: action training sequence
Output: PDDL domain model
Step 1. Create sort structure and finite state machines
Step 2. Perform Zero Analysis and add new finite state machine if necessary
Step 3. Create and test hypotheses for state parameters
Step 4. Create and merge state parameters
Step 5. Remove parameter flaws
Step 6. Extract static preconditions (optional step)
Step 7. Form action schemas
end

```

The output of *LOCM* (given sufficient examples) is a domain model consisting of sorts, object behaviour defined by state machines, predicates defining associations between sorts, and action schema in PDDL form. The action schema are induced having a fixed list of parameters, where each parameter ranges through objects belonging to some fixed sort.

2.2 Step 1: Induction of Finite State Machines

The input to *LOCM* is a training sequence of N actions which all have the form:

$$A_i(O_{i,1}, \dots, O_{i,m[i]}) \text{ for } i = 1, \dots, N$$

where A_i is the action name, and this is followed by a list of object names of length $m[i]$. If object O is a member of $O_{i,1}, \dots, O_{i,m[i]}$, for some action i , we say that the action *contains* O . Example 1 is such a training sequence, with $N = 10$, $A_1 = open$, $A_2 = fetch.jack$, etc, and $m[1] = 1$, $m[2] = 2$, $m[3] = 2$, etc.

Definition: Universe of Objects

The set of objects in the domain is the set of all objects in the training sequence:

$$O_U = \{O : O \in O_{i,1}, \dots, O_{i,m[i]}, i \in 1, \dots, N\}$$

In Example 1,

$$O_U = \{c1, j1, wr1, c2, wr2, j2, c3\}$$

ASSUMPTION 1: Structure of the Universe

The Universe of objects is composed of a set of disjoint subsets, called sorts, such that:

- each object of each sort occupies a *state* which defines what is known about it at a certain stage of the changing world,
- objects of the same sort behave in the same way when acted on by actions, thus an action is associated with a single state. An example can be seen in Figure 1. However note that many actions can be associated with a single state.
- objects of the same sort can all be described by the same set of states.

ASSUMPTION 2: Consistency of Action Format

Given i^{th} and j^{th} distinct elements of the training sequence where names $A_i = A_j$, then $m[i] = m[j]$, and for each $k = 1, \dots, m[i]$, objects $O_{i,k}$ and $O_{j,k}$ share the same sort.

In Example 1, $A_1 = A_5 = open$, and hence $c1$ and $c2$ are in the same sort. Assumption 2 allows us to hypothesise the membership of the disjoint sorts defined in Assumption 1 as follows:

Hypothesis 1: Sort Formation

The set of sorts which structure the domain are those obtained by applying Assumption 2 to every pair of actions with the same name in the training sequence.

Returning to Example 1, we can compute from it the hypothesis that O_U is composed of 3 sorts $\{c1, c2, c3\}$, $\{wr1, wr2\}$, $\{j1, j2\}$.

Example 2: Consider the following extension to Example 1:

*open(c1); fetch_jack(j1,c1); fetch_wrench(wr1,c1); close(c1); open(c2);
fetch_wrench(wr2,c2); fetch_jack(j2,c2); close(c2); open(c3); close(c3); close(wr1);*

In this case, the final action *close(wr1)* would unite the container and wrench sorts into one, and O_U would be composed of 2 sorts $\{c1, c2, c3, wr1, wr2\}$, $\{j1, j2\}$.

ASSUMPTION 3: States of a Sort

The i^{th} action $A_i(O_{i,1}, \dots, O_{i,m[i]})$ is assumed to cause (possibly null) transitions to all $m[i]$ objects it contains. The i^{th} action restricted to the single transition of the k^{th} object, $O_{i,k}$, where $k \in 1, \dots, m[i]$, is called $A_i.k$. Each transition $A_i.k$, for $i \in 1, \dots, N$ and $k \in 1, \dots, m[i]$, moves an object of some sort G between a start state $start(A_i.k)$ to a not necessarily distinct end state $end(A_i.k)$. Thus, transitions such as $A_i.k$ form transitions of a finite state machine for each sort G .

Definition: Consecutive Actions

Assume that the i^{th} and j^{th} actions from the training sequence contain a common object O of sort G ; that is $O = O_{i,k} = O_{j,l}$ for some k, l . Then the i^{th} and j^{th} actions are called *consecutive with respect to object O* if $i < j$, and no p exists, $i < p < j$, such that action p contains O .

In Example 1, A_1 and A_2 are consecutive with respect to object $c1$.

ASSUMPTION 4: Continuity of Object Transitions

If the i^{th} and j^{th} actions of the training sequence are consecutive with respect to an object O of sort G , where $O = O_{i,k} = O_{j,l}$ for some $k \in 1, \dots, m[i]$, $l \in 1, \dots, m[j]$; then the end state of O 's transition $A_i.k$ is the same as the start state of O 's transition $A_j.l$, that is $end(A_i.k) = start(A_j.l)$.

Definition: Consecutive Transitions

The transitions $A_i.k$ and $A_j.l$ in Assumption 4 are called *consecutive transitions* in the finite state machine associated with G .

Returning to Example 1, consider transitions *fetch_jack.2* from action 2, and *fetch_wrench.2* from action 3, which both affect the same object $c1$. The actions are consecutive with respect to $c1$, hence $end(fetch_jack.2) = start(fetch_wrench.2)$, and *fetch_jack.2* and *fetch_wrench.2* are consecutive transitions.

ASSUMPTION 5: Transitions are 1-1

If there are distinct i^{th} and j^{th} actions in the training sequence such that $A_i = A_j$, then for each pair of transitions $A_i.k$ and $A_j.k$, $k = 1 \dots m[i]$, $start(A_i.k) = start(A_j.k)$ and $end(A_i.k) = end(A_j.k)$. In other words, the name of each action restricted to any of its transitions forms a 1-1 map between object states.

Hypothesis 2: State Machine Formation

The Assumptions above, together with the content of an action training sequence, induce the structure of a finite state machine for each sort, determining the behaviour of the objects of that sort.

Consider objects of sort $\{c1, c2, c3\}$ in Example 1. Focusing on the effect of the first four actions on object $c1$:

$open(c1); fetch_jack(j,c1); fetch_wrench(wr1,c1); close(c1);$

let us assign state names S_1, S_2, \dots, S_8 to the input and output states of transitions affecting $c1$:

$$\begin{array}{lcl} S_1 & \Longrightarrow open.1 \Longrightarrow & S_2 \\ S_3 & \Longrightarrow close.1 \Longrightarrow & S_4 \\ S_5 & \Longrightarrow fetch_jack.2 \Longrightarrow & S_6 \\ S_7 & \Longrightarrow fetch_wrench.2 \Longrightarrow & S_8 \end{array}$$

Using Assumption 4 (continuity of object transitions) we can deduce that $S_2 = S_5, S_6 = S_7$, and $S_8 = S_3$. Taking into account the next four actions:

$open(c2); fetch_wrench(wr1,c2); fetch_jack(j,c2); close(c2);$

and Assumptions 4 and 5, we further deduce that $S_2 = S_7, S_8 = S_5, S_6 = S_3$, and hence $S_2, S_3, S_5, S_6, S_7, S_8$ all refer to the same state. Finally, utilising the last two actions

$close(c3); open(c3);$

We deduce that $S_4 = S_1$. Using the example training sequence with the Assumptions above, we have thus created an hypothesis for the behaviour of sort $\{c1, c2, c3\}$. This is meant to represent the sort *container* (such as the *trunk* or *boot* of a car - refer to Fig. 1).

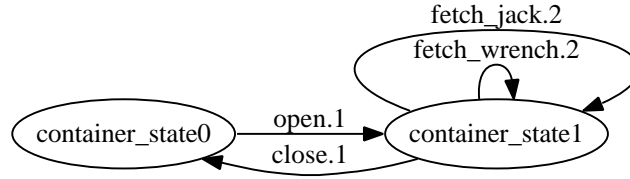


Figure 1 FSM generated for the container sort

Algorithm for the induction of state machines:

Hypothesis 2, the assumptions above and the constraints that they entail leads naturally to an algorithm, used in Step 1 of LOCM to induce the Universe of each sort, and the state machines governing behaviour of the objects in each sort. The algorithm is described below in pseudo-code. In lines 1. through to 4., the set of states and transitions are built up. In lines 5. and 6., the continuity assumption is used to reduce the set of states by removing equivalent ones. At the end of Step 1, LOCM has induced a set of state machines, each of which can be identified with a sort, using Hypothesis 1.

Step 1

Input: action training sequence of length N

Output: transition set TS , set of object states OS

1. Initialise state set OS and transition set TS to empty
2. Iterate through $A_i, i \in 1, \dots, N$, and $j \in 1, \dots, m[i]$, as follows:
 3. Add state identifiers $start(A_i.j)$ and $end(A_i.j)$ to OS
 4. Add $A_i.j$ to TS
 5. For each pair of consecutive transitions T_1, T_2 in TS
 6. Unify states $end(T_1)$ and $start(T_2)$ in set OS
- end

2.3 Step 2: Zero analysis

For some domains the induced domain model may be too permissive because the behaviour of an implicit *background* object has not been captured. An example of this occurs in the AoP-freecell domain, a card game in which there are separate *pick-up* and *put* actions. Without further analysis, the constraint that *pick-up* and *put* actions must alternate is missing. The reason that this restriction would not be detected in Step 1 above is that there is no single object named in the domain whose state indicates whether a *pick* or *put* action comes next. The domain effectively contains an implicit *hand* object, which alternates between an *empty* state and a *holding* state.

Strictly, this addresses a problem that is outside the scope of our assumptions, but the situation is common enough in extant domains that it is worth addressing. The state space of this kind of implicit object can be captured by assuming that every action has an implicit *zeroth* argument, which always refers to a dummy object *zero-object*, i.e. For all $i \in 1 \dots N$, $O_{i,0} = \text{zero-object}$.

The algorithm of *LOCM* Step 1 is then repeated for the *zero-object*, and this results in a state machine. If the state machine for the zero object contains only one state, it is dropped and plays no further role. If the machine contains multiple states, then some information about the behaviour of an implicit object has been revealed, and this is Incorporated into the output PDDL domain. The zero state machine from the AoP-freecell domain is included in Fig. 9. The states of the zero machine give rise to predicates with no arguments in the output PDDL model.

We take the term *zero analysis* from a similar refinement in the TIM domain analysis tool (Fox and Long (1998)).

2.4 Step 3: Induction of Parameterised FSMs

Step 1 of *LOCM* creates a FSM for each sort found. States in a sort's FSM capture state information about an object of that sort occupying the state. To capture relational information between objects, we let states be parameterised by the sorts of related objects. Here state parameters will record pairwise dynamic associations between objects.

Consider the state *wrench_state0* for the *wrench* sort (Fig. 2). Considering the actions for *put-away_wrench(wrench,container)*, and *fetch_wrench(wrench,container)*. For a given wrench, consecutive transitions *putaway_wrench*, *fetch_wrench*, in any example action sequence, always have the same value as their *container* parameter. From this observation, we can induce that the state *wrench_state0* has a state variable representing *container*. The same observation does not hold true for *wrench_state1*. We can observe instances in the training data where the wrench is fetched from one container, and put away in a different container.

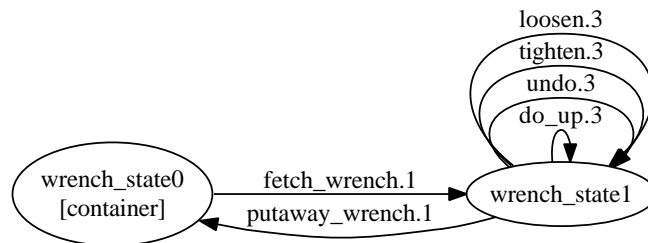
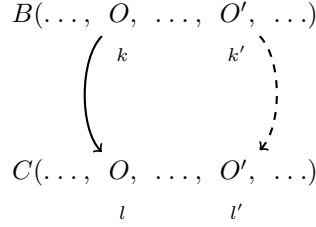


Figure 2 FSM generated for the Wrench sort.

In general, there is a state S between two consecutive transitions $B.k$ and $C.l$ within the FSM associated with sort G , that is where B moves an object O of sort G into S , and C moves O out of S . When both actions B and C contain another argument of the same sort G' in position k' and l' respectively, we

hypothesise that there may be a relation between sorts G and G' . The hypothesis is retained if, for all consecutive actions p and q in the training sequence with the names as B and C , we find that the **same** object O' of sort G' appears in both, in the specified positions, that is $O' = O_{p,k'} = O_{q,l'}$ (see diagram below).



We formalise this as follows:

Hypothesis 3: Parameter Association

Assume $B.k$ and $C.l$ are consecutive transitions in the FSM of sort G , and the actions with names B and C contain a parameter of a sort G' in positions k' and l' respectively. Then we hypothesise that state $end(B.k)$ ($= start(C.l)$) has a parametric association of sort G' .

Example 3: Consider the training sequence:

*open(c1); putaway_jack(j1,c1); close(c1); open(c2); putaway_jack(j2,c2); open(c1);
fetch_jack(j1,c1); fetch_wrench(wr1,c1); fetch_jack(j2,c2); close(c1);*

From Step 1, we have transitions $B.k = putaway_jack.1$ and $C.l = fetch_jack.1$ are consecutive, transitions to/from a particular state of the FSM for sort $j1, j2$. Both actions $putaway_jack$ and $fetch_jack$ share an argument of sort $\{c1,c2,c3\}$ in position $k' = 2$ and $l' = 2$, so we hypothesise the state of a jack after $putaway_jack.1$ has an association with the container sort.

Hypothesis Filtering

Assume we have a parameter match hypothesis specified by the values of $\langle S, B, k, k', C, l, l', G, G' \rangle$ as given above. Then consider *all* pairs of action at steps p and q , consecutive with respect to some object O of sort G where

- $A_p = B$ and $A_q = C$,
- $O = O_{p,k} = O_{q,l}$

If, for actions p and q , $O_{p,k'} \neq O_{q,l'}$, the hypothesis is falsified and removed from the set. Otherwise, the hypothesis is retained.

Returning to Example 3, we examine all pairs of actions which are consecutive with respect to some object in $\{j1,j2\}$. There are two pairs: the first pair is where $p = 2$ and $q = 7$. Here the actions in positions p and q are consecutive with respect to object $j1$, and there is an object ($c1$) which is of sort $\{c1,c2,c3\}$ in both $putaway_jack(j1,c1)$ and $fetch_jack(j1,c1)$. The second pair is where $p = 5$, $q = 9$. Here the actions in positions p and q are consecutive with respect to object $j2$, and there is an object ($c2$) which is of sort $\{c1,c2,c3\}$ in both $putaway_jack(j2,c2)$ and $fetch_jack(j2,c2)$. Hence, in this training sequence, the hypothesis is retained.

An algorithm for the hypothesis generation and retention / removal process as described below. It performs an inductive process such that the hypotheses can be either *refuted* or *retained* according to the example sequence, but it can never be definitely confirmed. Step 3 generally requires a larger amount of training data to converge than Step 1 above.

Step 3Input: action sequence Seq , Transition set TS , Object set Obs Output: HS retained hypotheses for state parameters**3.1 Form hypotheses from state machines**For each pair $B.k$ and $C.l$ in TS such that $end(B.k) = S = start(C.l)$ For each pair $B.k'$ and $C.l'$ sharing sort G' and $k \neq k', l \neq l'$ Store in hypothesis set HS the hypothesis $H = \langle S, B, k, k', C, l, l', G, G' \rangle$

end

3.2 Test hypotheses against example sequencesFor each object O occurring in O_u For each pair of transitions $A_p.m$ and $A_q.n$ consecutive for O in Seq For each hypothesis $H = \langle S, B, k, k', C, l, l', G, G' \rangle$ matching $A_p = B, m = k, A_q = C, n = l$ if $O_{p,k'} = O_{q,l'}$ then flag H as having a positive instance else remove H from hypothesis set HS

endif

end

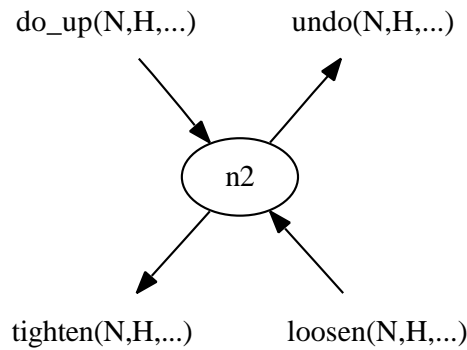
end

end

Remove any hypothesis H from HS without a positive instance.*2.5 Step 4: Creation and merging of state parameters*

Each hypothesis refers to an incoming and an outgoing transition through a particular state of an FSM, and matching associated transitions can be considered to *set* and *read* a parameter of the state. Since there may be multiple transitions through a give state, it is possible for the same parameter to have multiple pairwise occurrences.

Figure 3 shows an example of a state from the tyre-world for the sort *nuts*, with two incoming transitions and two outgoing transitions, with all of the actions involved having a sort *hub* for the second argument.

**Figure 3** Part of FSM for sort *nuts*

This results after the first part of the Step 3 algorithm, in the example sequences support four parameter match hypotheses, as follows:

$\langle n2, do_up, 1, 2, tighten, 1, 2, nuts, hub \rangle$
 $\langle n2, do_up, 1, 2, undo, l, 2, nuts, hub \rangle$
 $\langle n2, loosen, 1, 2, tighten, 1, 2, nuts, hub \rangle$
 $\langle n2, loosen, 1, 2, undo, 1, 2, nuts, hub \rangle$

However, it is not appropriate to give state $n2$ four separate parameters of sort hub — it should have only one. The first action of the pair in the hypothesis sets a state parameter. Wherever the same transitions occur as the first in the pair, they must set the same state parameter, regardless of the second in the pair.

Similarly, the second actions of the pair can be considered to read a parameter from the state. Wherever the same transitions occur as the second in the pair, they must always read the same state parameter, regardless of the first action in the pair.

These inferred equality constraints are used to reduce the set of parameters associated with each state. With each remaining hypothesis h , we associate a parameter v , forming set *bindings* of pairs of $\langle h, v \rangle$.

For any two pairs $\langle h_1, v_1 \rangle$ and $\langle h_2, v_2 \rangle$, such that:

$h_1 = \langle S_1, B_1, k_1, k'_1, C_1, l_1, l'_1, G_1, G'_1 \rangle$ and

$h_2 = \langle S_2, B_2, k_2, k'_2, C_2, l_2, l'_2, G_2, G'_2 \rangle$

then if $S_1 = S_2, B_1 = B_2, k_1 = k_2$ and $k'_1 = k'_2$, we must enforce $v_1 = v_2$ - i.e. the parameters must be unified. Similarly, if $S_1 = S_2, C_1 = C_2, l_1 = l_2$ and $l'_1 = l'_2$, we enforce $v_1 = v_2$.

2.6 Step 5: Removing parameter flaws

A parameter P associated with an FSM state S is said to be *flawed* if there exists a transition into S which does not supply P with a value. This means that an object can reach state S with P having an indeterminate value. This may occur when there exists a transition $B.k$ where $end(B.k) = S$, but there exists no h such that:

$h = \langle S, B, k, k', C, l, l', G, G' \rangle$ and $\langle h, P \rangle \in bindings$

For example, consider part of the FSM for sort hub in the tyre domain (Fig. 4). The actions do_up and $undo$ both have an argument of sort $nuts$, and testing against example data retains the following hypothesis:

$H0 = \langle hub2, do_up, 2, 1, undo, 2, 1, hub, nuts \rangle$

This hypothesis says that wherever a hub undergoes a $do_up.2$, and then its next transition is an $undo.2$ transition, then the $nuts$ object referred to in the first argument of the do_up action is the same as the object referred to in the first argument of $undo$ action. In Step 4, we would create a parameter $V0$ of sort $nuts$ associated with state $hub2$ by adding a binding $\langle H0, V0 \rangle$.

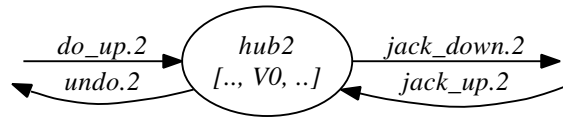


Figure 4 Part of FSM for sort hub , with flawed parameter $nuts$.

However there is another transition $jack_up.2$ which also leads to state $hub2$, and this transition does not occur in any corresponding binding which would link it to $V0$. Hence, there is a way to reach state $hub2$ without providing a value for the parameter $V0$, so the parameter is flawed.

Step 5 detects and removes flawed parameters from the bindings set. The filtered set of bindings can then be used to generate state predicates for the output in a generated domain model.

2.7 Step 6: Extraction of static preconditions

The LOCM process specified above can induce a representation only for dynamic aspect of objects. In many domains, there is static background information, such as the layout of roads in driverlog, or the fixed relationships between specific cards in freecell. Although it is beyond the scope of the current work

to extract such static relationships in a fully automatic way, the information is often present in the training data and easy to extract.

An example from the freecell card game is that cards may only be placed in a homecell in the correct sequence - hence the relationship is a precondition of action *put_on_card_in_homecell*. In instances of this action, a successor relationship always holds between the first two arguments.

The difficulty lies in distinguishing relevant restrictions from irrelevant ones. So that the domain model can be completed with the relevant static conditions, *LOCM* has an option allowing the user to declare which arguments of which actions are subject to static restrictions. In *LOCM+statics*, this information is declared in the following form:

```
static( next(C1,C2), put_on_card_in_homecell(C2,C1,_) ).
```

These declarations are used in two ways:

- The relevant condition named in the first argument of `static` is added as a precondition to the action in the second argument, with the variable bindings implied by the shared variable names.
- From the example sequences, matching instances of the action header are used to extract the set of static conditions which need to be declared in the initial state. This depends on the example data including at least one action depending on each static condition. For instance, if a training data sequences contains an action *put_on_card_in_homecell(card_5_hearts,card_4_hearts,home_2)*, then we add a static fact *next(card_4_hearts,card_5_hearts)* to the initial state.

Unlike the core of *LOCM*, this process requires declared knowledge. In order to make clear the distinction, in the rest of the paper we refer to this knowledge-assisted part as *LOCM+statics*.

2.8 Step 7: Formation of PDDL action schema

Extraction of an action schema is performed by extracting the transitions corresponding to its parameters, similar to automated action construction in the Object Life History Editor (OLHE) process in Simpson, Kitchin, and McCluskey (2007). OLHE is a tool in GIPO III enabling action models to be defined by graphically constructing state machines. *LOCM* Step 7 creates one predicate to represent each object state. The output *bindings* from steps 3-5 above provides correlations between the action parameters and state parameters occurring in the start/end states of transitions. For example, the generated *putaway_wrench* action schema in PDDL is:

```
(:action putaway_wrench
:parameters (?figure1 - wrench ?container2 - container)
:precondition (and (wrench_state1 ?wrench1)
                  (container_state1 ?container2))
:effect (and (wrench_state0 ?wrench1 ?container2)
            (not (wrench_state1 ?wrench1))))
```

The generated predicates *wrench_state0*, *wrench_state1*, *container_state1* can be understood as *in_container*, *have_wrench* and *open* respectively. The generated schema can be used directly in a planner. It would also be simple to extract initial and final states from example sequences, but this is of limited utility given that solution plans already exist for those tasks.

2.9 Use of the Domain Model in Planning Tasks

At the end of Step 7 described above, *LOCM* outputs a PDDL domain model. The PDDL representation includes predicates with automatically-generated unique labels (representing FSM states). In order to use the model for planning, a task description must be provided which describes initial and goal conditions using these *LOCM*-generated labels. It would be much more useful to be able to describe the initial and goal conditions in a representation that is independent of the *LOCM*-generated labels. Otherwise it is necessary for a human designer to examine and understand the state machines produced before making use of the induced model in a planner.

The solution we have adopted is to use actions to specify states. A direct analogy in the freecell domain is that the initial configuration of the cards is generated by dealing the cards using the actions *put_in_empty_column* and *put_on_card_in_column*. In doing so, we ignore the preconditions of the action, and use only the end state of each object.

Similarly, the goal state can be specified by an action sequence using *put_in_empty_homecell* and *put_on_card_in_homecell* actions which simply deal cards into their desired final positions.

Thus it is possible to specify a planning task independently of the state representation.

3 Evaluation of *LOCM*

LOCM has been implemented in Prolog incorporating the algorithms detailed above. We have used *LOCM* to create state machines, object associations and action schema comprising a domain model in PDDL for a range of domains. Here we attempt to analyse and evaluate it by its application to the acquisition of existing and new domain models. We used example plans from three sources:

- existing domains built using GIPO III (Simpson, Kitchin, and McCluskey (2007)): Tyre-world and Blocks World. In this case, we have created sets of example action sequences by *random walk*. A random initial state is generated, then the set of all actions that can be applied to that state is generated. Actions leading to a previously-visited state are filtered out. One of the action set is chosen at random, and then applied to the initial state to create a new state. The process continues, treating the new state as the initial state, until a predefined limit is reached, or no actions are applicable.
- domains which were used in the IPC3 planning competition¹: Driverlog and Freecell. In this case, example training sequences extracted from the solution plans in the publicly released competition solutions have been used.
- logged events from a process: human players in Freecell. Freecell is a single player card game similar to the domain of the same name used in the IPC3 competition. It starts with the cards in a deck being randomly positioned in 8 columns face up. A player has to plan a sequence of card moves between freecells and card columns in order to leave all cards in 4 stacks in ascending order. We chose a particular implementation - AoP (Ace of Penguins) Freecell, and amended the code to log the card moves in the games played on it. Hence the action training sequences used were those that a human player generated in order to try to win the game from a random initial state.

3.1 Evaluation Criteria

Before stating evaluation criteria, we need to introduce some notation.

- *Convergence*: we introduce a type of convergence for the *LOCM* algorithm. We say that *LOCM* converges after N steps if we can find N such that given a training sequence of length $2N$, it produces output from Steps 1–2 or Step 3 using the training sequence of length N , and produces no changes in its output from subsequence $N + 1$ to $2N$.
- *Equivalence*: we introduce a type of equivalence between two planning domain models: an operator set and an initial state $\langle Ops_1, Init_1 \rangle$ are equivalent to $\langle Ops_2, Init_2 \rangle$ iff the two directed graphs representing the space of reachable states are isomorphic (assuming edges are labeled with actions and the vertices (states) are not labeled).
- *Adequacy*: a domain model to be adequate if:
 - where there is an existing domain model, we can determine that the induced model is equivalent to it, or contains redundant detail.
 - where there is no existing domain model, given some initial state, the domain model permits all and only valid action sequences with respect to the context in the real world.

Our empirical evaluations were designed to explore the following criteria:

¹<http://planning.cis.strath.ac.uk/competition/> [accessed 30/11/2009].

1. How many instances in a training sequence are required for *LOCM* to converge to a set of FSMs for each sort in the domain? How many instances in a training sequence are required for *LOCM* to converge to a set of parameterised FSMs for each sort in the domain?
2. Can *LOCM* produce an adequate domain model for test domains?
3. What difference do the different types of training sequence (generated by random walk with domain model; generated by planner with domain model; human-generated) make to the performance of *LOCM*?
4. What characterises the set of domain models that *LOCM* can learn?

We will comment on the first two criteria for each of the first four test domains below, and then comment on the second two criteria taking the test set as a whole. AoP-Freecell is used to test *LOCM* +statics.

The Tyre-world (GIPO III version²). The input is a random walk training sequence. steps 1–2 converge with a training sequence length of the order of $N = 100$, and step 3 with a length of the order of $N = 2000$. Figure 5, Figure 1 and Figure 2 illustrate the parameterised machines derived. An adequate domain theory is derived, which is equivalent to the domain theory used to generate the random walk sequence. The structural difference between generated and hand crafted domains is that the former contains extra states for the *jack* sort: when other parts of the assembly were changed (the wheel was placed on the hub, the nuts were screwed into the hub) *LOCM* designated a change of state for the jack. The extra states are redundant and hence do not compromise domain adequacy.

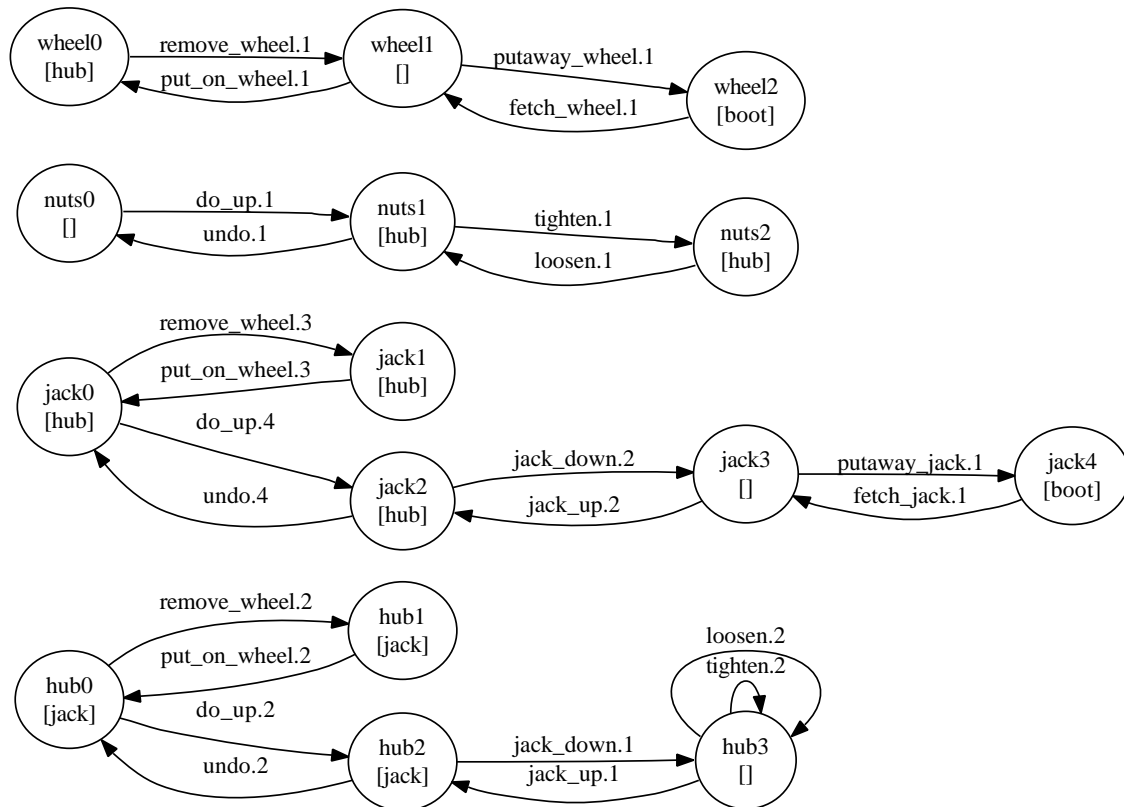


Figure 5 State machines generated for the tyre-world in addition to Figure 1.

The Blocks World (GIPO III version). The input is a random walk training sequence. steps 1–2 converge with a training sequence length of the order of $N = 50$, and step 3 with a length of the order of N

²available from <http://planform.hud.ac.uk/gipo/> [accessed 30/11/2009].

= 300. Figure 6 illustrates the parameterised machines derived. Here the block states correspond to the original as follows:

- block0 - on a block and clear
- block1 - gripped by [gripper]
- block2 - on a block and covered by [block]
- block3 - on table and clear
- block4 - on table and covered by [block]

An adequate domain theory is derived, which is equivalent to the 6 operator domain theory used to generate the random walk sequence.

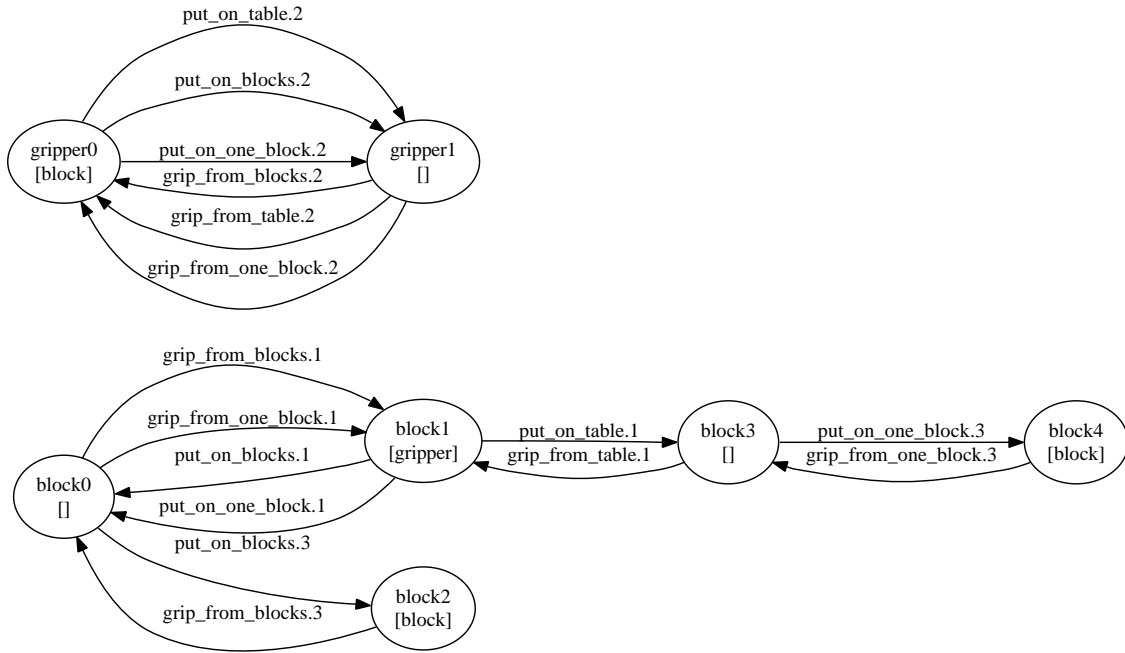


Figure 6 State machines generated for the blocks world.

Driverlog (IPC PDDL-STRIPS version). The inputs are training sequences from the IPC archives. Steps 1–2 converge with a training sequence length of the order of $N = 200$, and Step 3 converges with a length of the order of $N = 3000$. Figure 7 illustrates the parameterised machines derived. The domain theory derived was not adequate in one respect: within the trucks machine, the distinction of states with/without driver is lost, and an extra state parameter (driver) is retained. The state machine for driver is shown in fig. 7.

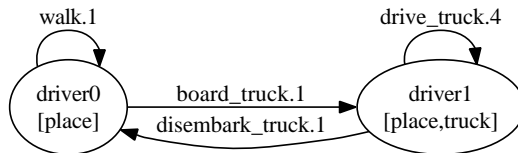


Figure 7 Induced state machine for driver in driverlog domain.

Freecell (IPC PDDL-STRIPS version). The inputs are training sequences from the IPC archives. There are three sorts discovered in the freecell domain - suits, cards and numbers. In the IPC version of freecell, number objects are used to represent denominations of cards and to count free cells and

free columns. The state machine derived for the cards has 7 states. The states (see Fig. 8) can be understood as follows:

- card3 - in a column and covered by another card
- card4 - in a column and not covered
- card5 - in a free cell
- card0 - in a home cell
- card1, card2, card6 - in a home cell and covered

It is not helpful to distinguish the 3 final states, but *LOCM* cannot determine that they are equivalent. The domain theory derived is not adequate: whilst the *LOCM* results from Freecell are amongst the more interesting we found, there are a number of problems that *LOCM* version 1 is not equipped to handle:

- The distinction is lost between cards which are the bottom of a column and other cards which are in a column. Solving this problem requires weakening of the strong assumptions underpinning steps 1–2.
- *LOCM* does not automatically detect background relationships between objects— the adjacency of pairs of numbers, and the alternation of black cards on red cards. This problem is tackled in the next example.

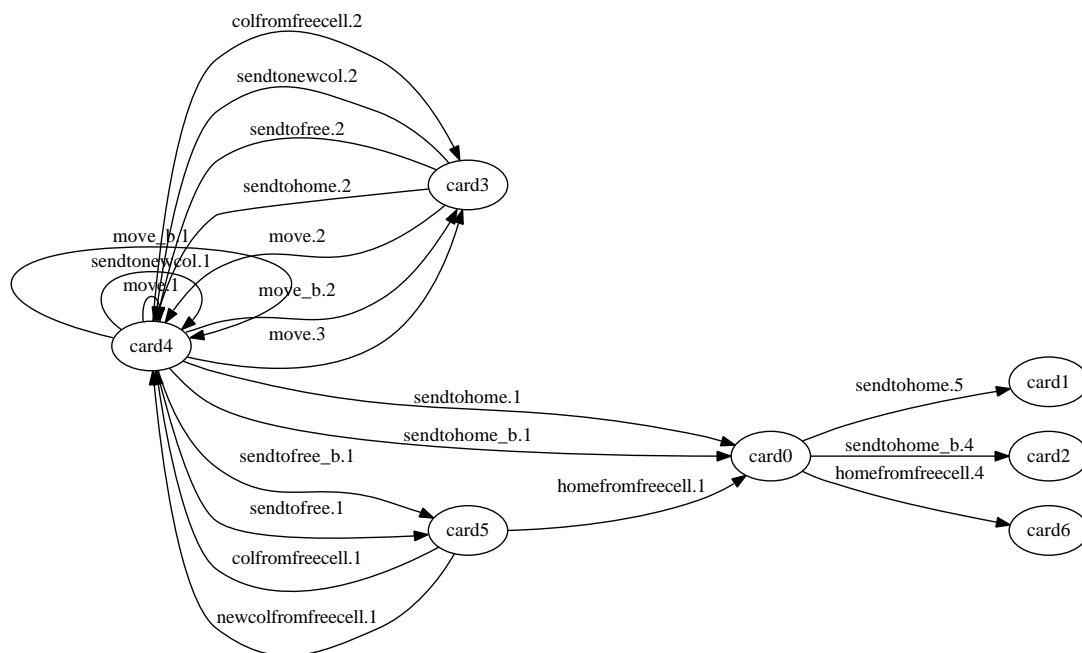


Figure 8 Induced state machine for cards in IPC-Freecell domain.

AoP-Freecell

The AoP-freecell results are based on action traces collected by humans playing the game on a computer. An open source version of the freecell game³ was modified in order to provide action traces, which were then used to induce the planning model.

The differences with the IPC freecell domain are:

- There are no sorts to represent the suit, colour or number of a card - the cards are only identified by unique object names.

³Ace-of-Penguins by D. J. Delorie, <http://www.delorie.com/store/ace> [accessed 30/11/2009].

- Instead of using direct move actions, there are separate pick-up and put-down actions. This reduces the total number of operators from 10 to 8.
- Freecells, homecells, and columns are each named objects. This is a much simpler and more natural approach than the IPC freecell, which uses a more sophisticated approach in which symmetries are eliminated by counting empty freecells, homecells and columns.

Using AoP-freecell action traces, *LOCM* induced a domain which was correct in its dynamic aspects. Because there is no named object which performs the *pick-up* and *put-down* actions, yet these actions always alternate, the zero analysis induces a 2-state machine.

However, the static relationships between cards are not detected, and to obtain these, we need to deploy *LOCM+statics* (i.e. Step 6), which depends on a minimal declarative hint of three lines.

```
static( first(C1),          put_in_empty_homecell(C1,_) ).
static( stackable(C1,C2), put_on_card_in_column(C1,C2) ).
static( next(C1,C2),      put_on_card_in_homecell(C2,C1,_) ).
```

These correspond to three static predicates required in freecell:

first only aces may be placed into empty home cells,

next a card place on top of another card in a home cell must be of the same suit and of one value higher than the card beneath it,

stackable a card stacked in a column must be of a different colour and one value lower than the card beneath it.

From the example sequences, matching instances of the action header are used to extract the set of static conditions which need to be declared in the initial state. This leads to the following static conditions being extracted from the examples:

- 4 instances of *first* (complete - one for ace of each suit),

```
(first card_1_clubs)
(first card_1_diamonds)
(first card_1_hearts)
(first card_1_spades)
```

- 48 instances of *next* (complete - 12 for each suit)

```
(next card_1_clubs card_2_clubs)
(next card_2_clubs card_3_clubs)
...
```

- 88 instances of *stackable* (the complete set would comprise 96 instances, but whilst it is legal to place red/black ace on a black/red two, this is never useful, and so never occurs in the training data)

```
(stackable card_2_clubs card_3_diamonds)
(stackable card_2_clubs card_3_hearts)
(stackable card_3_clubs card_4_diamonds)
...
```

Hence, by deploying *LOCM+statics* with three lines of declared knowledge, the AoP-freecell was completed into a correct and usable planning domain. The resulting parameterised state machines are shown in Fig. 9.

Results Summary The size of the training sequence required for *LOCM* to converge for step 3 is an order of magnitude greater than for steps 1–2. The size of the training sequence across domains depends on the number and complexity of sorts and the interactions between state machines (the number of associations). The blocks world requires a lower number as there are only 2 sorts in the domain, both of which are involved in every action.

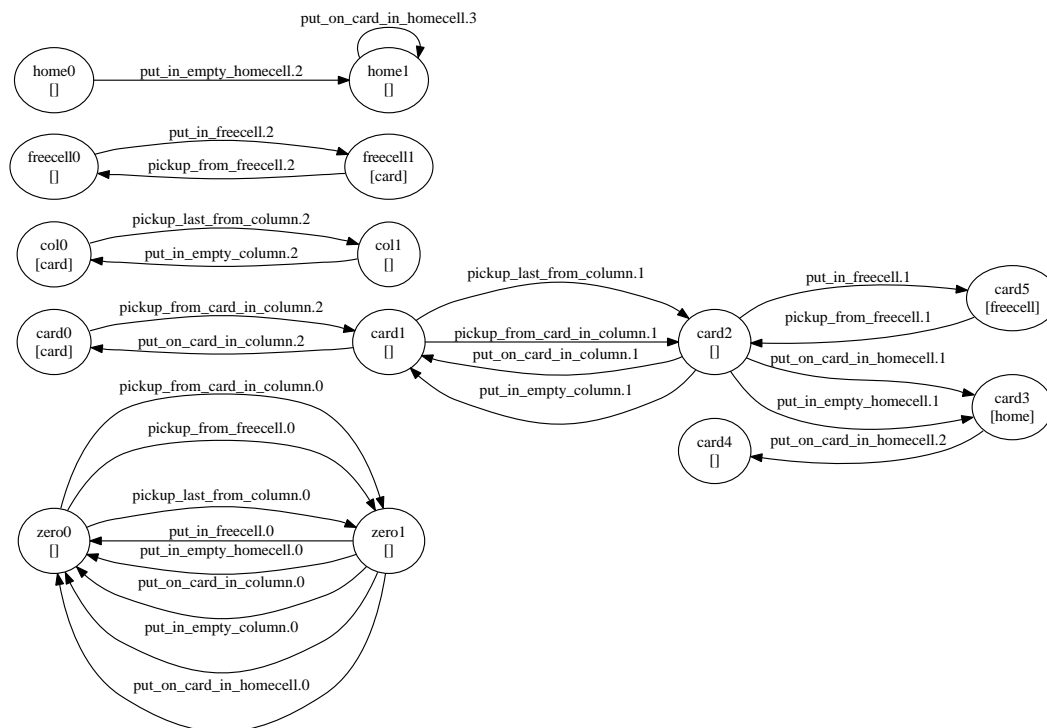


Figure 9 Parameterised state machines for AoP-freecell

Addressing the third criteria, we note that randomly-generated example data can be different in character from purposeful, goal-directed plans. In a sense, random data is more informative, because the random plan is likely to visit more permutations of action sequences which a goal-directed sequence may not. However, if the useful, goal-directed sequences lead to induction of a state machine with more states, this could be seen as useful heuristic information. Where there is only one object of a particular sort (e.g. gripper, wrench, container) all hypotheses about matching that sort always hold, and the sort tends to become an internal state parameter of everything. For this reason, it is important to use training data in which more than one object of each sort is used, and this tends to favour the use of randomly-generated training sequences.

We now consider the fourth criterion - the class of domain theories that can be induced. From the Assumptions about the kind of structure we are expecting (in particular Assumption 3, which stipulates that transitions are 1-1), and from the empirical evaluation above, it follows that *LOCM* can induce adequate domain models for a restricted form of STRIPS. The type of training sequence is one that utilises more than one object of each sort. Assumption 3 implies that an action moves the objects in its arguments between clearly-defined substates. Objects which are passively involved in an action may make a transition to the same state, but cannot be in a *don't care* state.

The main restriction is that static background information, such as the specific fixed relationships between objects (e.g. which places are connected), is not automatically analysed by the system. In general, this can lead to missing preconditions. The *LOCM* algorithm assumes that all information about an object is represented in its state and state parameters. In general, this form of information may vary between training examples.

4 Related Work

Learning and refining action knowledge from examples and observations has attracted a long history of research from early work in MACROPS by Fikes, Hart, and Nilsson (1972), to the more recent work described in the IJCAI-09 workshop: *Learning Structural Knowledge From Observations* (e.g. Zhuo, Hu,

and Yang (2009)). This research is motivated in several ways: some argue that for intelligent agents to be able to adapt and plan in unseen domains, they must be able to learn a new domain model; others argue that correct domain models are impossible to know a priori, and agents must be able to incrementally adjust their existing model. Others use the less ambitious motivation that human-driven knowledge acquisition and maintenance requires automated support.

The area of *process mining* is a technique used in Business Process Management (BPM) which seeks to use events or logs recorded while a (business) process is being executed. The outcome is a business process model that would explain the logs. An example is provided by Hoffmann, Weber, and Kraft (2009) where work is described which induces a model which is then turned into a workflow. The focus of process mining research is on learning from sequences of events: for example, assuming an event alphabet of A, B, C, D, E, the input to the algorithm is a set of observations such as AABCA, ABCCAD, AEDDDCC etc. The process mining algorithms induce process models in the form of machines such as Petri Nets. This is similar to the machine learning area of grammar induction, and techniques seem to draw on this area. Process mining is more general in that it assumes that a sequence of concurrent processes causes the events, and therefore has to deal with concepts of process synchronisation.

The rationale for process mining is in part to help in the difficult problem of engineering a model and in this respect it is similar to that of learning action knowledge. However the results of learning are different from those used in AI Planning. In BPM the technique is used to aid the construction and analysis of a process model, whereas in Planning the results are input to a planning engine. Also, the induction of planning actions from traces is at a higher degree of granularity and requires stronger assumptions. An induced domain model will contain a model of objects, relations and attributes, in which the physics of actions are captured. Hence traces are also sequences of “events”, but events are action applications, and each is described in terms of a name and all the objects that are affected or are needed during the event. Then there is the assumption about objects having their behaviour described by a machine. The PDDL or OCL which is output by *LOCM* is more expressive than the kind of Petri Nets induced by process mining.

Learning STRIPS-type action schema has also attracted a large amount of research in recent years. Some systems learn from many plan examples with little background knowledge (e.g. the ARMS system of Wu, Yang, and Jiang (2005)). In contrast *Opmaker* learns from a single example together with a partial domain model. The *Opmaker* algorithm detailed in McCluskey et al. (2009); Richardson (2008) is one of a family of algorithms which commenced with McCluskey, Richardson, and Simpson (2002). *Opmaker* is described more fully in a Ph.D. thesis (Richardson (2008)), who also details how it is able to learn heuristics in the form of hierarchical action representations containing plan fragments. Each *Opmaker* system acquired knowledge from sequences of actions which, given an initial state, solve a given task. The system assumes knowledge of objects, object classes, domain constraints, and possible states of objects - collectively called static knowledge, or partial domain knowledge. For example, for each action in the sequence, it is known which object(s) change and which do not. In addition, domain invariants are provided which aid the production of unique action schemas.

Other systems require richer input: ARMS Wu, Yang, and Jiang (2005); Zhuo, Hu, and Yang (2009) makes use of some background knowledge as input, comprising types, relations and initial and goal states and also uses sets of examples. However ARMS takes a consistently predicate-centric view, unlike *Opmaker* and *LOCM* which are object-centric. Learning in ARMS is statistical in nature, and outputs a solution which is optimal with respect to reduced *error* and *redundancy* rates. The former is defined as the proportion of preconditions that cannot be established by any action in the *previous* part of the plan. The latter establishes the degree of redundancy created in the action model in the example set. The *Opmaker* algorithm relies on an object-centred approach similar to *LOCM*, but it too requires a partial domain model as input as well as a training instance. *LOCM* is distinct from other systems that learn action schema from examples in that it does not require domain knowledge as input; its success is based on the assumption that the output domain model can be represented in an object-centred representation. The system of Shahaf and Amir (2006) appears to efficiently build expressive action schema, but requires specifications of fluents as input, as well as partial observations of intermediate states between action executions. Unlike *LOCM*, their algorithms are provided with partial state descriptions at each step. They

do, however, use a richer representation for action schema. The TIM domain analysis tool (Fox and Long (1998)) uses a similar intermediate representation to *LOCM* (i.e. state space for each sort), but in TIM, the object state machines are extracted from a complete domain definition and problem definition, and then used to derive hierarchical sorts and state invariants.

Both *LOCM* and *Opmaker* use positive examples in the solution sequence. The Planning Operator Induction (POI) system of (Grant (1996)) learns from positive examples and uses a default rule to provide negative information which boosts the positive training instances. In more recent work (Grant (2007)), POI is extended to a multi-agent system. The work is based on representations of operators and constraints which between them model the domains, so the modelling process is fundamentally different from ours. The author presents a good assessment and diagrammatic model of planning in the case where an initially complete domain model is shown to be capable of receiving and assimilating sensory feedback. Because this initial domain model is distributed across several agents who, as a set, have complete knowledge, individual agents will have only partial knowledge and must share this knowledge for planning to be successful. The emphasis in Grant (2007) is on how the recipient agent assimilates the knowledge of another agent.

Learning expressive models from examples is a central goal in the Inductive Logic Programming community. In his thesis Benson (1996), reasons about TRAIL, which represents actions via *teleo-reactive* (TR) programs. TR programs are durative rather than discrete. Benson describes an ILP method for learning action schema in TRAIL, using background knowledge and multiple positive and negative training examples. Additional knowledge is provided in the form of *mode definitions* for predicates (i.e. input and output). Action schema are learned by transforming first-order instance descriptions to propositional form and using a method based on the FOIL algorithm of Quinlan (1990).

5 Conclusion

In this paper we have described the *LOCM* system and its use in learning domain information (comprising object sorts, state descriptions, state machines and action schema), and outputting usable PDDL domain models, when input with training action sequences. Characteristic of previous work in this area is that input to the learning process includes some planning oriented knowledge, such as state information, predicate descriptions, plan goals and initial state, etc., as well as the training data. For domains such as the tyre-world, *LOCM* learns an adequate model without any a priori domain specific knowledge. *LOCM* also learned an adequate domain model for the AoP Freecell game from training sequences obtained via logs of actual games, although in this case the system required the specification of three simple static preconditions.

We view *LOCM* as the first step in creating tools which can truly learn planning domain models by observing, without the need for human intervention or handcrafting. Results of our evaluation using five domain models show *LOCM*'s success, but also point to future work:

- although it is unrealistic to expect example training sequences to be available for all new domains, we expect the technique to be beneficial in domains where automatic logging of some existing process yields plentiful training data, e.g. games, workflow, or online transactions. We are currently building up an idea of the scope of such a tool within the context of the growing availability of online data;

- in the near future, we plan to develop *LOCM* in two directions (i) to give it the capability to develop sorts with objects that are described by more than one state machine. This would provide a elegant solution to domains such as driverlog, where objects have aspects that change subject to different state machines; (ii) to investigate the feasibility of learning static preconditions from the examples, rather than stipulating that they need to be given along with the training sequences;

- a significant extension would be to create a version of *LOCM* for metric domains where parameters include timings or other resources. In this case, the induction process would need to induce intervals from timings within the example data.

References

- Bäckström, C. 1992. Equivalence and tractability results for SAS⁺ planning. In Swartout, B., and Nebel, B., eds., *Proceedings of the 3rd International Conference on Principles on Knowledge Representation and Reasoning (KR-92)*, 126–137. Cambridge, MA, USA: Morgan Kaufmann.
- Benson, S. S. 1996. *Learning Action Models for Reactive Autonomous Agents*. Ph.D. Dissertation, Dept of Computer Science, Stanford University.
- Fikes, R.; Hart, P. E.; and Nilsson, N. J. 1972. Learning and executing generalized robot plans. *Artif. Intell.* 3(1-3):251–288.
- Fox, M., and Long, D. 1998. The automatic inference of state invariants in TIM. *J. Artif. Intell. Res. (JAIR)* 9:367–421.
- Grant, T. J. 1996. *Inductive Learning of Knowledge-Based Planning Operators*. Ph.D. Dissertation, de Rijksuniversiteit Limburg te Maastricht, Netherlands.
- Grant, T. J. 2007. Assimilating planning domain knowledge from other agents. In *Proceedings of the 26th Workshop of the UK Planning and Scheduling Special Interest Group, Prague, Czech Republic, December 2007*.
- Hoffmann, J.; Weber, I.; and Kraft, F. M. 2009. Planning@SAP: An application in business process management. In *Proceedings of the 2nd International Scheduling and Planning Applications woRKshop (SPARK'09), at ICAPS'09*.
- McCluskey, T. L.; Cresswell, S. N.; Richardson, N. E.; and West, M. M. 2009. Automated acquisition of action knowledge. In *International Conference on Agents and Artificial Intelligence (ICAART)*, 93–100.
- McCluskey, T. L.; Richardson, N. E.; and Simpson, R. M. 2002. An Interactive Method for Inducing Operator Descriptions. In *The Sixth International Conference on Artificial Intelligence Planning Systems (AIPS)*, 151–160. AAAI Press.
- Quinlan, J. 1990. Learning logical definitions from relations. *Machine Learning* 5:239–266.
- Richardson, N. E. 2008. *An Operator Induction Tool Supporting Knowledge Engineering in Planning*. Ph.D. Dissertation, School of Computing and Engineering, University of Huddersfield, UK.
- Shahaf, D., and Amir, E. 2006. Learning partially observable action schemas. In *Proceedings, The Twenty-First National Conference on Artificial Intelligence and the Eighteenth Innovative Applications of Artificial Intelligence Conference, July 16-20, 2006, Boston, Massachusetts, USA*. AAAI Press.
- Simpson, R. M.; Kitchin, D. E.; and McCluskey, T. L. 2007. Planning domain definition using GIPO. *Knowl. Eng. Rev.* 22(2):117–134.
- Wu, K.; Yang, Q.; and Jiang, Y. 2005. ARMS: Action-relation modelling system for learning acquisition models. In *Proceedings of the First International Competition on Knowledge Engineering for AI Planning*.
- Zhuo, H. H.; Hu, D. H.; and Yang, Q. 2009. Learning applicability conditions in AI planning from partial observations. In *Workshop on Learning Structural Knowledge From Observations at IJCAI-09*.