



University of **HUDDERSFIELD**

University of Huddersfield Repository

Prescott, Stephen, Hope, Angela and Fish, Michael

Developing essential nursing DVD's: A collaborative project

Original Citation

Prescott, Stephen, Hope, Angela and Fish, Michael (2010) Developing essential nursing DVD's: A collaborative project. In: Human and Health Sciences Research Open Day, 17 March 2010, University of Huddersfield. (Unpublished)

This version is available at <https://eprints.hud.ac.uk/id/eprint/7265/>

The University Repository is a digital collection of the research output of the University, available on Open Access. Copyright and Moral Rights for the items on this site are retained by the individual author and/or other copyright owners. Users may access full items free of charge; copies of full text items generally can be reproduced, displayed or performed and given to third parties in any format or medium for personal research or study, educational or not-for-profit purposes without prior permission or charge, provided:

- The authors, title and full bibliographic details is credited in any copy;
- A hyperlink and/or URL is included for the original metadata page; and
- The content is not changed in any way.

For more information, including our policy and submission procedure, please contact the Repository Team at: E.mailbox@hud.ac.uk.

<http://eprints.hud.ac.uk/>

Developing essential nursing DVDs: A collaborative project

Stephen Prescott (Senior Lecturer, Adult Nursing)

Angela Hope (Senior Lecturer, Adult Nursing)

Michael Fish (Chief Technician)

Research Festival
8 March ~ 18 March
2010



www.hud.ac.uk/researchfestival

Objectives



University of
HUDDERSFIELD

Inspiring tomorrow's professionals

- Background to the project
- Overview of what has been filmed so far
- The filming process
- Making the clips available to students
- What now?

Research Festival
8 March ~ 18 March
2010

www.hud.ac.uk/researchfestival

Background

- Clinical Skills book
- Reduce workload of Simulation team
- Out of hours access to Simulation Suite for students
 - Unsupervised practice
 - Touch screens



University of
HUDDERSFIELD

Inspiring tomorrow's professionals

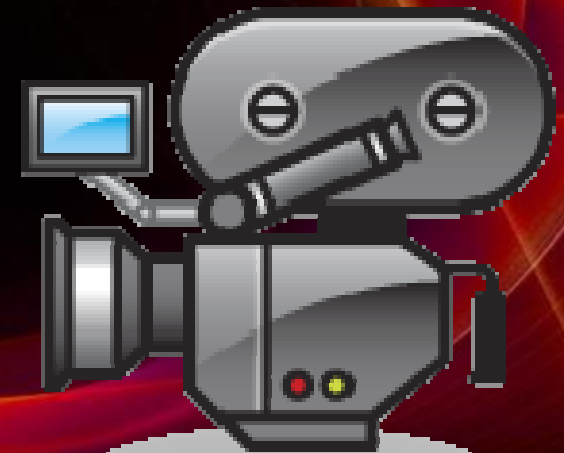
Research Festival
8 March ~ 18 March
2010

www.hud.ac.uk/researchfestival



The filming process

- Steve Burnip (Course Leader, Film and Media Studies)
 - Team assigned to us
 - Met with Director, Producer, Editor and Sound engineer
- Timetable identified
 - Story boards written for each skill during Oct 2008
 - Filming completed between Nov 2008 and Jan 2009
 - Script written during Feb 2009
 - Voice over recorded Mar 2009



Research Festival
8 March ~ 18 March
2010

More than just a DVD clip



University of
HUDDERSFIELD

Inspiring tomorrow's professionals

- Essential supporting evidence
- Reviewed key sections from the Clinical Skills book
- Updated supporting evidence
- Peer reviewed

Research Festival
8 March ~ 18 March
2010

www.hud.ac.uk/researchfestival

A person wearing a blue uniform is shown from the chest down, standing at a white sink. They are washing their hands under a stream of water from a chrome faucet. The person's hands are positioned under the water, and their fingers are spread. The sink is white and has a chrome faucet with two handles. The background is a plain white wall.

HANDWASHING

A person wearing a white lab coat and pink gloves is shown from the waist down, standing at a metal table. They are in the process of opening a white, rectangular sterile glove package. The package is partially open, revealing a pair of pink gloves inside. The person's hands are positioned to carefully remove the gloves. The background consists of light-colored wooden cabinets. The text "PUTTING ON A PAIR OF STERILE GLOVES" is overlaid in a white box with black text in the center of the image.

PUTTING ON A PAIR OF STERILE GLOVES

A healthcare professional, likely a nurse, is shown in a clinical setting, possibly a hospital room or a specialized unit. She is wearing a purple short-sleeved shirt and a white plastic apron. She is focused on a task, holding a small, clear plastic container with both hands. The container appears to be a syringe or a small vial. In the background, there is a white sink with a chrome faucet and a white wall. A metal stand with a white cloth draped over it is visible in the foreground. The overall scene suggests a sterile environment where aseptic techniques are being demonstrated or performed.

ASEPTIC TECHNIQUE



ORAL MEDICATION – BLISTER PACK

A healthcare professional, wearing a dark blue uniform, is administering oral medication to a patient lying in a hospital bed. The professional's hands are visible, holding a small white bottle with a blue cap. The patient is wearing a pink top and is holding a wooden tablet. The bed has a light blue sheet. In the background, a white storage cabinet is open, revealing various medical supplies and boxes, including one labeled "Aliphen".

ORAL MEDICATION - BOTTLE



ORAL MEDICATION - LIQUID



INTRAMUSCULAR INJECTION



SUBCUTANEOUS INJECTION

Additional filming


- Applied for additional funding
- Hired the Producer, Dan Moger
- Filmed during August




University of
HUDDERSFIELD

Inspiring tomorrow's professionals

Research Festival
8 March ~ 18 March
2010



www.hud.ac.uk/researchfestival



**MOVING AN OBJECT
WEIGHIN LESS THAN
25KG**



A healthcare professional in a dark blue uniform is assisting a male patient in a hospital room. The patient is wearing a light blue patterned hospital gown and dark trousers. The professional is standing behind the patient, with her hands on his shoulders and arms, providing support. The patient is standing and looking down. In the background, there is a hospital bed with a green sheet, a wooden cabinet, and two corkboards with various notices and diagrams. A tall white stand is visible on the left side of the frame. The floor is blue.

ASSISTING WITH STANDING AND WALKING

A photograph of a kitchen training exercise. A man lies on the floor while a woman and another person observe. A text box is overlaid on the image.

BASIC LIFE SUPPORT OF AN ADULT



IN-HOSPITAL RESUSCITATION

Current filming

- Adult Branch
 - Putting on an apron
 - Emptying a urinary catheter bag
- Child Branch
 - Infant Basic Life Support
 - Child Basic Life Support
 - Obtaining a naso-pharyngeal aspirate
 - Insertion a Naso-gastric tube in an infant and child



The really technical bit!

- Purchase and installation of touch screens
 - Access within the simulation suite
- Unitube
- Blackboard
- On-site and off-site access



University of
HUDDERSFIELD

Inspiring tomorrow's professionals

Research Festival
8 March ~ 18 March
2010

www.hud.ac.uk/researchfestival

A couple of examples

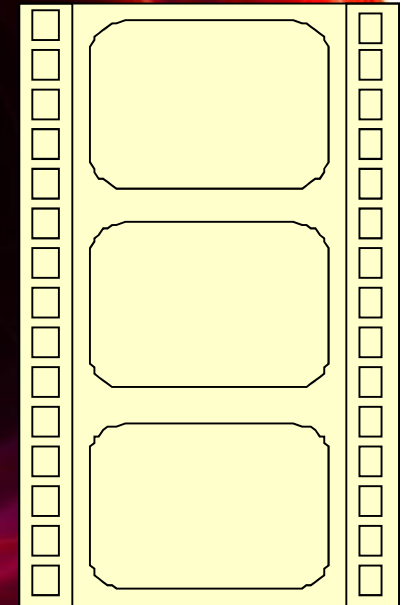
- Hand washing
- In hospital resuscitation



University of
HUDDERSFIELD

Inspiring tomorrow's professionals

Research Festival
8 March ~ 18 March
2010



www.hud.ac.uk/researchfestival

To be continued.....

- Still more to film
- Evaluation
 - Use
 - Usefulness
- Bloomfield, Roberts and While (2010)



University of
HUDDERSFIELD

Inspiring tomorrow's professionals

Research Festival
8 March ~ 18 March
2010

www.hud.ac.uk/researchfestival



That's all Folks!

Any questions?



University of
HUDDERSFIELD

Inspiring tomorrow's professionals



Research Festival
8 March ~ 18 March
2010

www.hud.ac.uk/researchfestival

Credits



University of
HUDDERSFIELD

Inspiring tomorrow's professionals

Cast

Sarah Batt

Michelle Chappell

Carl Covill

Angela Hope

Steve Prescott

Julie Williams

Technical Support

Tracy Clayton

Michael Fish

Paul Myall

Kevin Riley

Colin Smith

Steve Varty

Research Festival
March 2010

www.hud.ac.uk/researchfestival