



University of HUDDERSFIELD

University of Huddersfield Repository

Stone, Graham and Heyhoe-Pullar, Briony

The customer is always right? Assessing the value of Patron Driven Acquisition at the University of Huddersfield

Original Citation

Stone, Graham and Heyhoe-Pullar, Briony (2015) The customer is always right? Assessing the value of Patron Driven Acquisition at the University of Huddersfield. *Insights*, 28 (1). pp. 22-31. ISSN 2048-7754

This version is available at <http://eprints.hud.ac.uk/id/eprint/22888/>

The University Repository is a digital collection of the research output of the University, available on Open Access. Copyright and Moral Rights for the items on this site are retained by the individual author and/or other copyright owners. Users may access full items free of charge; copies of full text items generally can be reproduced, displayed or performed and given to third parties in any format or medium for personal research or study, educational or not-for-profit purposes without prior permission or charge, provided:

- The authors, title and full bibliographic details is credited in any copy;
- A hyperlink and/or URL is included for the original metadata page; and
- The content is not changed in any way.

For more information, including our policy and submission procedure, please contact the Repository Team at: E.mailbox@hud.ac.uk.

<http://eprints.hud.ac.uk/>

The customer is always right? Assessing the value of Patron Driven Acquisition at the University of Huddersfield

Contact details

Graham Stone
Information Resources Manager
Computing and Library Services
University of Huddersfield
Queensgate
Huddersfield
HD1 3DH

g.stone@hud.ac.uk

Briony Heyhoe-Pullar
Director
All My Systems Ltd
3M Buckley Innovation Centre
Firth Street
Huddersfield
HD1 3BD

Abstract

This article discusses a small scale Patron Driven Acquisition (PDA) study at the University of Huddersfield. The authors briefly describe the background to PDA at Huddersfield before discussing data from the 2014 PDA pilot with the e-book supplier EBL. The pilot produced two sets of data, usage reports using COUNTER statistics and a short questionnaire designed by the library. These results led to a major alteration to the collection management and development policy where PDA is now embedded into the library bookfund.

Introduction

The University of Huddersfield has been experimenting with the use of Patron Driven Acquisition (PDA) or Demand Driven Acquisition (DDA) since 2010. In this time, the library has evaluated a number of suppliers to varying levels of success. In 2013/14 it was decided that the library would establish a much larger trial with EBL, amounting to over £100K as part of a co-ordinated approach to improve user experience. This paper will briefly explain the background to PDA at Huddersfield before looking at the results of the 2014 PDA pilot and how this has led to a major shift in the collection management and development policy, which sees the use of PDA as a major part of library bookfund expenditure going forward.

Although this study represents a fairly small-scale study at a medium sized university in the UK, the authors believe that there are valuable insights to be gained from the study, which complement the larger studies of e-book use in general as discussed below.

Background and Literature Review

A common comment from student panels and in the National Student Survey (NSS) feedback is that there are not enough books in the library¹ and this has led to libraries spending a good deal of time trying to tackle the issue. One such way is Patron Driven Acquisition.

There has been much discussion over a number of years of the merits of expert selection versus patron driven selection, indeed this predates the e-book^{2,3}. Price and Macdonald⁴ describe the two methods of book purchase as 'user selected', e.g. those titles purchased by the patron after a number of uses by a library user and 'pre-selected', e.g. books purchased by librarians before being used by library users.

Evidence from the 2010 PDA pilot at Huddersfield and from other studies^{5,6,7} is that pre-selected acquisitions are not well used in comparison to user selected titles. Indeed previous pilots at Huddersfield found that PDA titles from the 2010 pilot were used twice as much as e-books in the purchasing year. In a study at Kent State University⁸ 100% of PDA titles were used in the first year, however 40% of all print books in the collection had never been used at all. Kent State suggested that the unit cost of a PDA title would be less than a print book over a longer time period, although it is still too early for most PDA trials to report conclusively on value for money over more than 1 year. It should be noted, however, that when comparing usage of e-books and print that print books cannot generate as much usage over a given length of time, e.g. a print book may be loaned for 2 weeks, constituting 1 use, whereas an e-book may have many user sessions in this period⁹.

PDA trials vary in their scale, while this is a factor of the budget available, it is also influenced by the amount of mediation and control exerted by the library. Profiling of PDA can range from the entirely unmediated¹⁰ to the tightly controlled, even down to specific subjects areas¹¹. This amount of profiling will have a clear effect on the use of the collection, which is not something that has been considered in the large scale usage studies¹², for example does tighter control lead to a greater percentage of purchases against the whole PDA collection as the pool is smaller? What we can't tell from Levine-Clark's study of arts and humanities titles¹³ was whether the higher than average use of arts material was a factor of this? Fischer¹⁴ suggests that higher usage may be down to the familiarity of e-book use amongst certain groups of users and this could explain the averages for arts and humanities verses other subjects. The study at Huddersfield tries to develop this idea further allowing general comparisons to be made at a subject level between classification of the e-book and the user.

As noted above, Huddersfield has been experimenting with PDA since 2010. The varying levels of success of the first pilots from 2010-2013 were, in part, caused by the time of the academic year that the pilots took place – usually in the third term, although both Huddersfield and Cambridge¹⁵ came to similar conclusions that the exam revision period was an appropriate time to run a pilot.

The 2010, 2011 and 2012 pilots were with the same supplier, which gave the library a large amount of usage data to look at in order to see how PDA titles performed against the rest of the library's e-book collection. Figure 1 shows the average use per title of the 1st three pilots verses all titles in the collection.

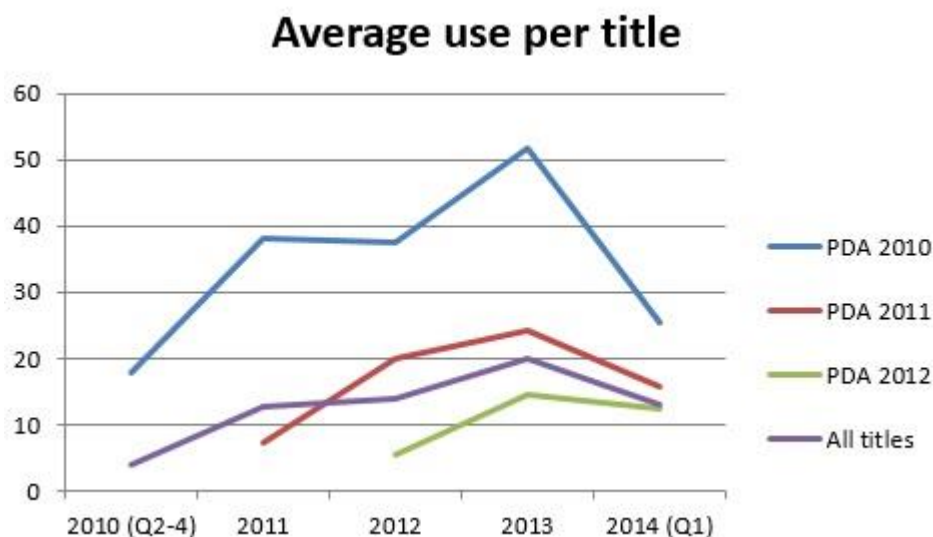


Figure 1. Average use per titles for the 2010-12 PDA pilots

This data allowed the library to justify further pilots of PDA going forward, it also allowed the library to understand the importance of profiling in the setting up of PDA. It is interesting to note that far more control was exerted over the areas selected for the 2012 trial and this is the one where titles have performed the worst of the 3 pilots, showing consistently lower use overall when compared to other years. Data from the 2013 pilot could not be compared with the first 3 years as the supplier used COUNTER BR2 reports instead of BR1. In the 2013/14 academic year it was decided that the pilots had given the library enough information to establish a far larger trial with a new supplier, Ebook Library (EBL).

The EBL Pilot

The EBL trial ran from 7 February to 13 April 2014, during this time a total of £103.5K was spent – it must be said that neither Huddersfield nor EBL forecasted that this amount would be spent in such a short space of time, but it should be noted that unlike previous pilots, the library deliberately launched the PDA pilot in the busiest term and set up a marketing campaign to promote the trial.

Using lessons learned from the previous trials, the library made a conscious decision not to exert too much control over the books that would be used, profiling of the titles was therefore kept to a minimum. This was done in order to give users as much choice as possible and to allow the data to be analysed as a ‘whole collection’. Parameters were set up to include all subjects, but only titles published after 01/01/2010, the only exception to this were Law and Computing titles, due to course requirements only titles published after 01/01/2013 were selected. EBL titles that had already been purchased as an e-book from another supplier were de-duplicated to prevent purchases of existing e-titles. Maximum price list was set at £120, and readership levels were restricted to undergraduate and post graduate. Titles were uploaded to the knowledge base in order to be available via Summon, the library’s webscale discovery system.

Data analysis

The pilot analysed two sets of data, COUNTER Reports were tracked via Dewey number and a short questionnaire was completed by users the first time they logged on. The questions were designed by the library with advice from EBL:

- Subject area
- School
- Readership level
- Do you have a preference for reading electronic or print books? (with an option print, electronic, or no preference)
- Will you be accessing this book on a mobile device- if yes, what type?

The analysis looked at 637 titles (only 635 have Dewey numbers). It should also be noted that there was a minor issue with the survey, which was not turned on in time for the launch, resulting in some data being lost on the first users that accessed EBL titles.

Dewey range

The Dewey numbers used below are based on the 10 main classes and hundred divisions, for further information please refer to documentation at OCLC.¹⁶

Figure 2 shows that the spread of subjects leans heavily towards the Social Sciences, with relatively small numbers from the sciences, humanities and arts. 75% of titles purchased were in the 300's and 600's.

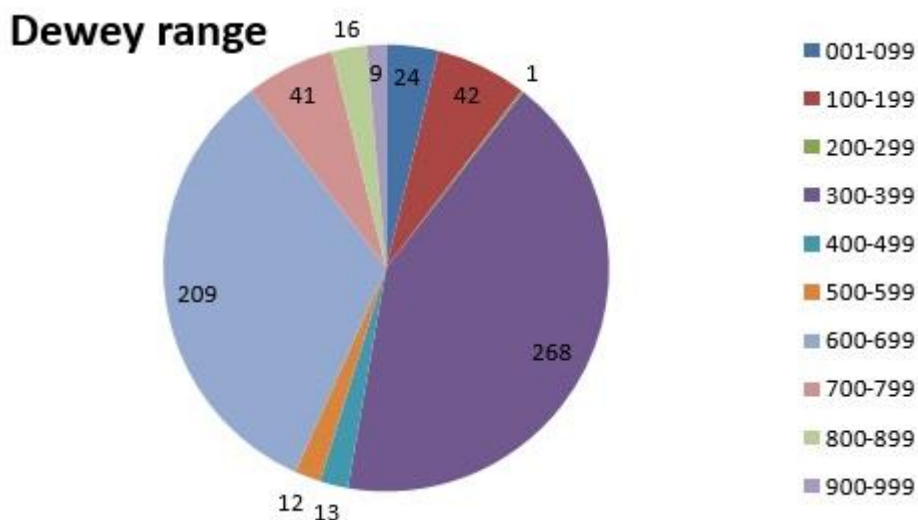


Figure 2. Dewey Range

Drilling down, the purchases in the 000's were mostly media titles. Only two computing titles were bought, however, Psychology titles were reasonably popular, accounting for 4% of purchases. Unlike previous PDA pilots at Huddersfield only 19 'research skills' titles were purchased (001.4 & 300.72), the vast majority of purchases in the 300's were in Sociology. Education was the second highest subject to receive purchases, accounting for 14% of the total titles. Figure 3 shows that Economics and Social Services were also well used.



Figure 3. Purchase in the 300's

Figure 4 shows the other top three subject areas, Medicine/Nursing received the most purchases (15%), with Business and Management coming third (13%). Very few Engineering titles were purchased.



Figure 4. Purchases in the 600's

Art received very few purchases; Music only 11 and these were very eclectic, ranging from music education and Debussy to punk and black metal! Purchases in the 790's were shared between Sport and Cinema, accounting for about 50% each.

There were minimal purchases in the areas of religion, language, science, literature, history & geography.

Usage by School

Figure 5 may lead to the assumption that purchases were dominated by one or two Schools, e.g. Health and Business. However the chart below shows that the distribution of users was perhaps a

little more representative of the student body (Based on 625 users who listed their School). It appears that health students' purchases fell into 4 broad areas (150-159, 303-309, 360-369, 610-619), which accounted for around 25% of all purchases. Education's use almost matches the purchases in the 370's, however, Music, Humanities and Media is spread out across far more areas, which reflects the diversity of subjects taught in the School.

Percentage by School

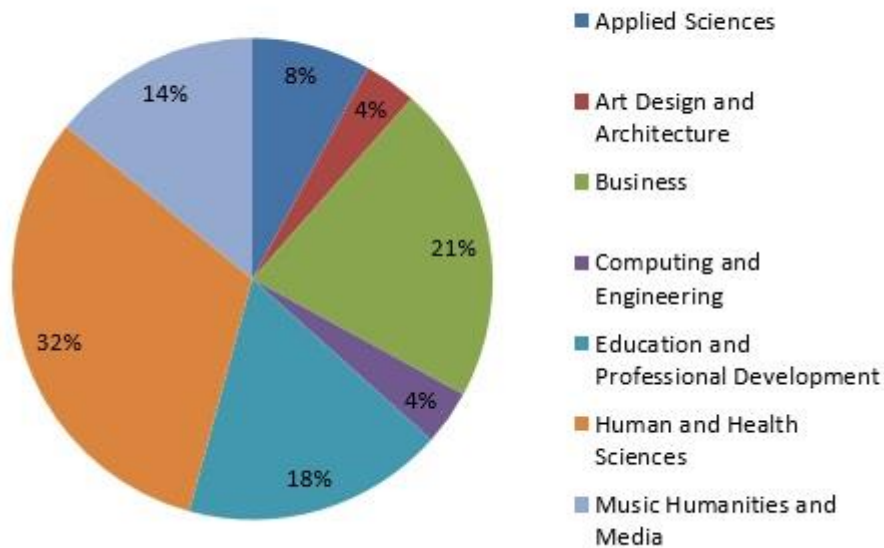


Figure 5. Percentage use by School

Figure 6 shows that the only real difference in use of PDA when compared to the average undergraduate FTEs at Huddersfield (2010-2012) are in health (higher use) and the arts and computing and engineering (lower use). Interestingly the humanities PDA use is slightly above their representation in the University, which is not evident from the Dewey data.

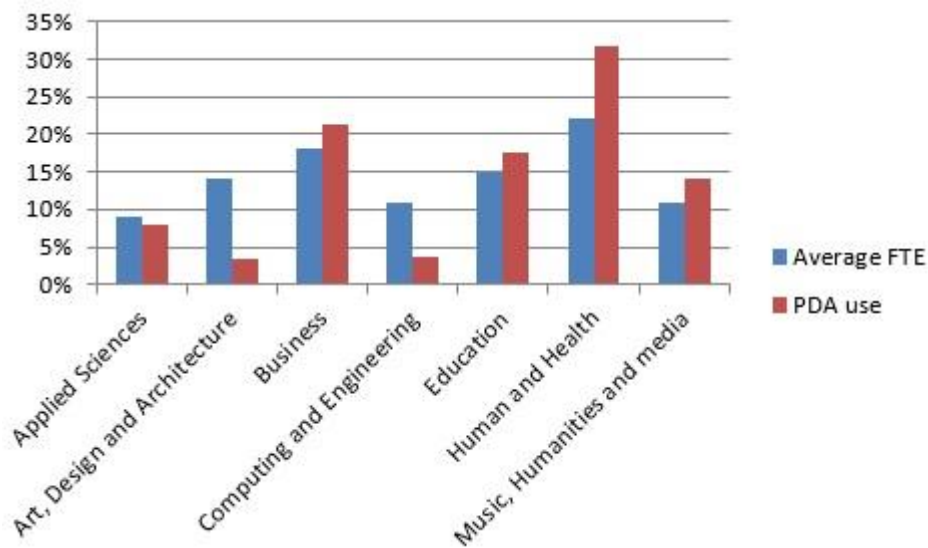
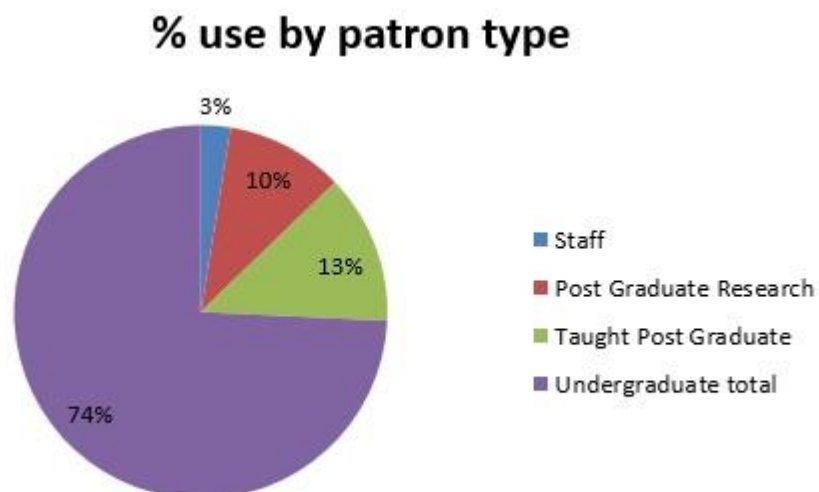


Figure 6. Average FTE use compared to PDA use by discipline

Usage by patron type

Figure 7 shows that the majority of purchases were made by undergraduate students, with staff making up a very low amount (based on 625 who left details). Taught postgraduates (PGT) are reasonably high, but as can be seen below, these are heavy users in Schools with high PGT populations, e.g. Business and Education.



[Figure 7. Percentage use by patron type

Figure 8 shows that the highest users of PDA are 3rd year undergraduate students (with the exception of ADA and C&E – both very low users of PDA).

Purchases by School and patron type

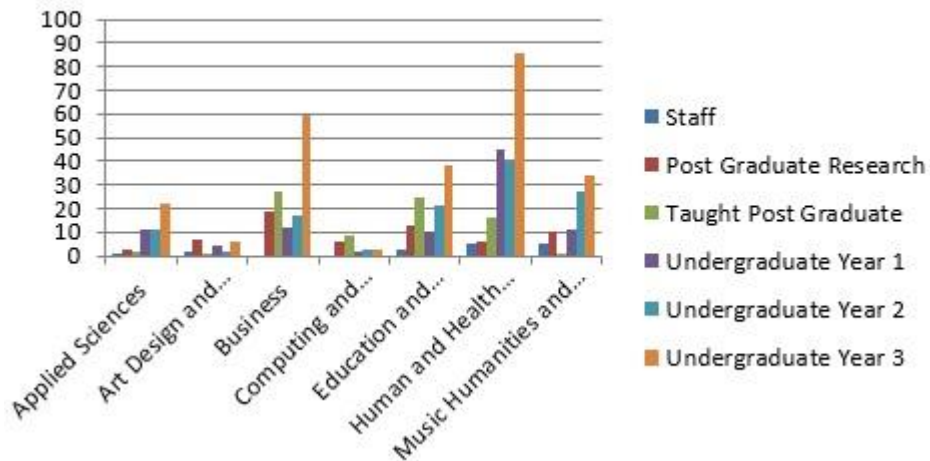


Figure 8. PDA purchases by school and patron type

Format type and mobile use

As part of the survey, users were asked for a preference for format type. There were only 527 meaningful responses and there was no clear preference for a format, however, we can conclude that eBook use is certainly established for those that used the pilot (figure 9).

Total by preference

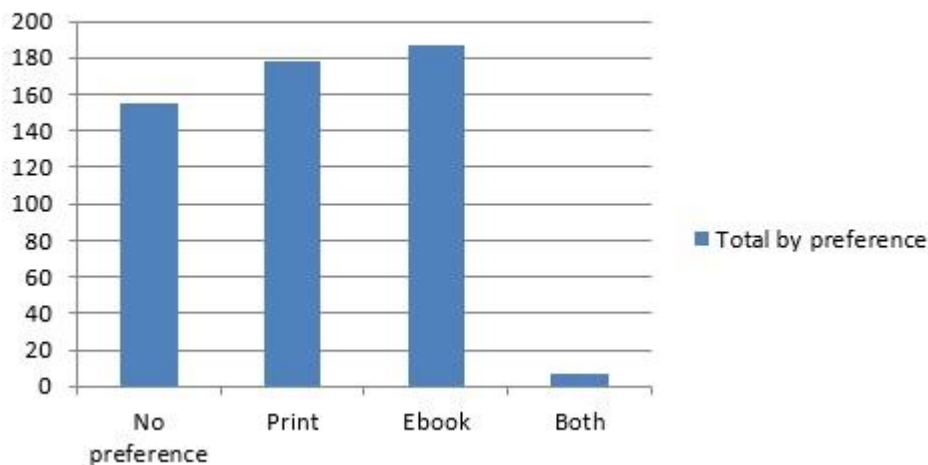


Figure 9. User preference for book format

However, answers to the question regarding mobile use revealed that of the 586 replies were received, the majority were not mobile users. Of those that did name a specific device, the majority of users preferred either an iPhone or iPad.

Costs

During the 9 weeks of the pilot, 6071 titles were accessed from a pool of nearly 133,000 titles, 637 of these were purchases. In total a little over £50K was spent on purchasing these titles. Short Term Loan (STL) titles, those accessed but not purchased, represented the rest of the expenditure. At the

time of the trial the library was paying around 10% of the purchase cost for a one day STL, if the STL titles were only used once (and many were used twice), this works out at £8.70 per title.

The average cost of a title purchased was £79.48, although this varied greatly between publishers and discipline, costs for purchases from the Schools of Computing and Engineering and Applied Sciences were slightly above this, art and design titles slightly below (Figure 10).

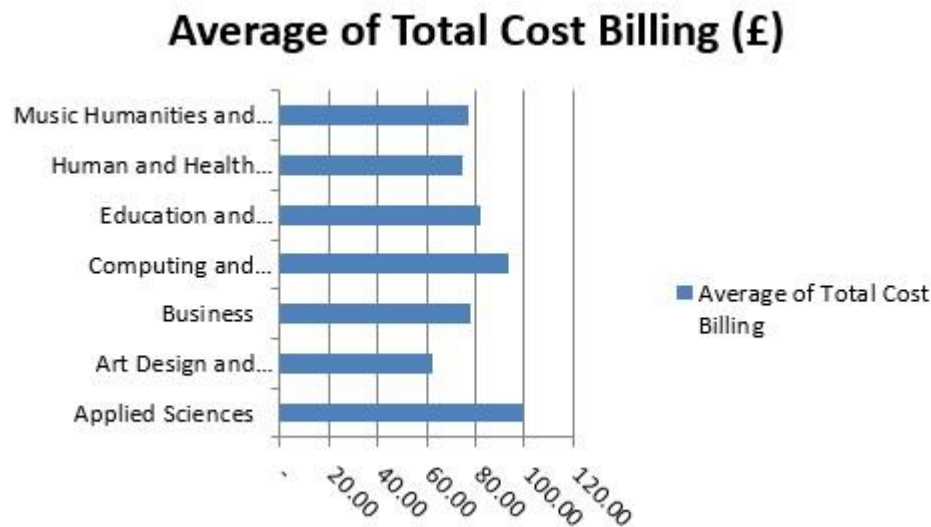


Figure 10. Average cost of billing by School

Publishers

The purchased titles came from a spread of 90 publishers, however, just four publishers accounted for 64% of the titles purchased (Figure 11).

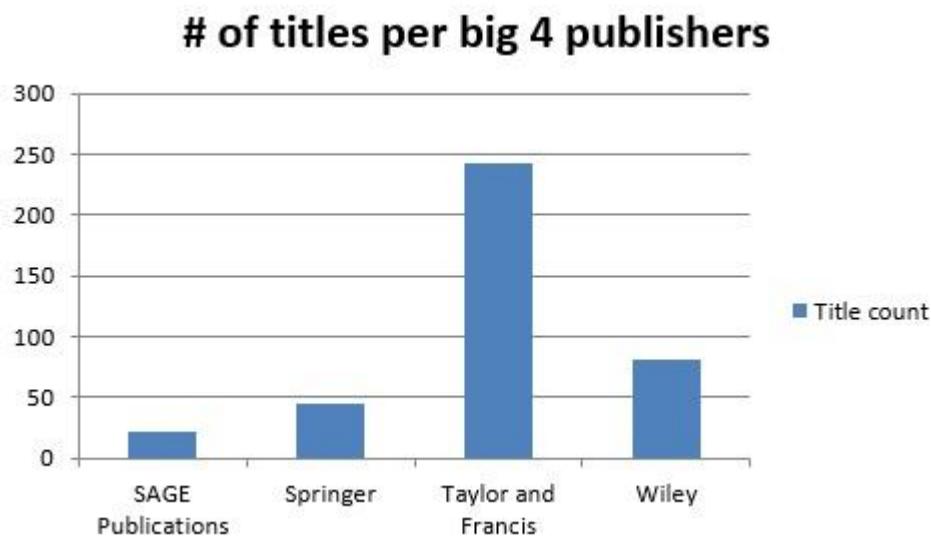


Figure 11. Number of titles purchased from the top four publishers

Year of publication

Figure 12 shows that users preferred more recent titles (7 titles fell outside of the profile) for all schools apart from Art, Design and Architecture. This implies that publication years could be reduced without too much impact on the users.

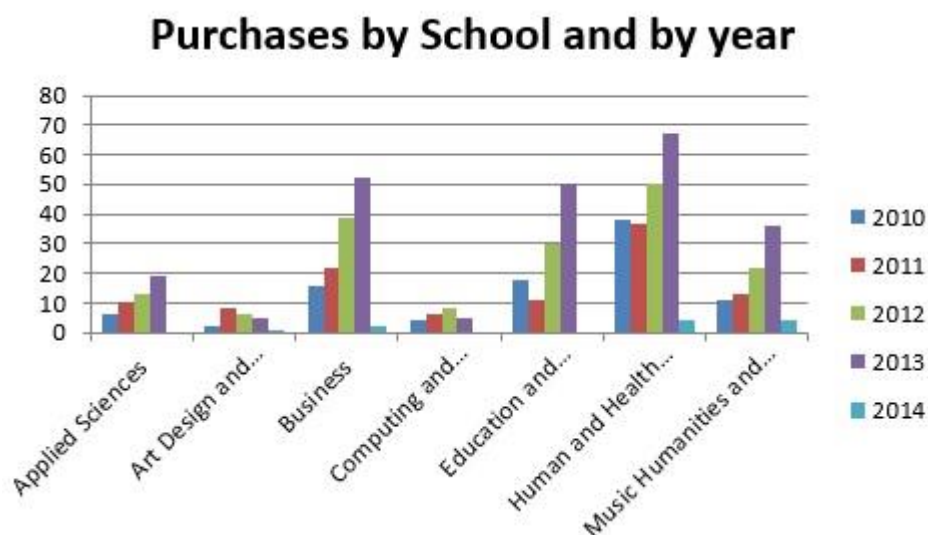


Figure 12. PDA purchases by School and by year

Discussion

The pilot at Huddersfield was profiled using a relatively light touch in order to give users maximum choice. It appears that Dewey range broadly maps onto the FTE numbers per School with the notable exceptions of the Schools of Art, Design and Architecture and Computing and Engineering, however, when compared to the findings of the research carried out on student use of library services by discipline as part of the Library Impact Data Project (LIDP)¹⁷, this result could be predicted, as those two schools are low users for both print and electronic material, health being the highest user overall in both sets of data.

Previous trials in the UK have asked questions about demographics, for example Kelly¹⁸ assumed that many titles not on reading lists were purchased by research students rather than undergraduates, the data from Huddersfield shows that researchers and academic staff were relatively low users and that it was final year undergraduates that drove the usage. The implication here is that many of the books could be for dissertation use, which would also explain why they are not already in the library's collection. This gives another strong argument for the adoption of PDA in driving student satisfaction, as it would have been unlikely that library based acquisition would have purchased these titles. It has also been noted that the highest users of PDA at Huddersfield are the very students who are completing the NSS questionnaire.

The Huddersfield pilot was far larger than the Cambridge trial, which spent £9,784.75 on 117 titles, however, the average cost of a title was similar (£83.63 compared to £79.48) despite the Cambridge trial having a higher price threshold of £200 compared to £120 at Huddersfield.¹⁹ Fischer²⁰ suggests that higher usage could be the result of more books being available in a given subject area. It would have been possible for the Huddersfield pilot to analyse a complete set of data from the whole collection of 133,000 titles, which would have given a picture of the number of titles in each subject

area, unfortunately time constraints meant that this wider analysis could not be carried out. This would have allowed the pilot to see if titles selected bore a relationship with the total collection and the remaining STL titles. Indeed conclusions were drawn about art subjects that were not fully investigated, e.g. there was a lack of titles available so use was always going to be low. Results from the study by Levine-Clark²¹ suggest that this needs to be investigated in more detail in future. If there is a breadth of material available to the arts subjects, it may be our preconceptions as librarians that could be preventing usage – we could be doing far more to promote e-books to arts students for example. This will be developed as part of further investigations resulting from the outcomes of the LIDP research.

Kelly, suggests that many “PDA purchases were titles stumbled upon and browsed out of passing interest, very much like browsing the shelves of print book”²². While this paper is not suggesting that serendipity was not a factor in some of the purchases, analysis of the data at Huddersfield suggests that towards the end of the pilot, the number of purchases was growing at a faster rate than the number of STLs, this suggests that a distinct group of titles were of interest to the user group. For future PDA it will be interesting to see if this pattern persists.

In recent months, many publishers have announced that STL charges are due to rise²³ and this will undoubtedly affect future PDA purchases. The Huddersfield pilot settled on 2 STLs before a purchase cost, which was approximately 120-150% of the e-book price and it was thought that this provided value for money. However, if this rises to 180-200% of an e-book purchase, the model will have to be changed to, for example to 1 STL, to reduce costs as the budget is finite. Ultimately if publishers insist on increasing these costs, future profiling will have to exclude certain publishers completely. It should be noted that this is actually extra revenue for publishers, these titles were almost certainly not going to be purchased in the ‘pre-selected’ model. Therefore an increase in STL costs may well result in a loss of revenue for a publisher as there are no plans to go direct to publishers for PDA in the near future.

Conclusion and further plans

Fischer’s study of PDA at Iowa²⁴ suggested that the results were ‘sufficiently positive’ to continue the experiment and that PDA could become part of the library’s collection development programme; the results from the Huddersfield pilot concur. PDA books have become embedded in the collection – the 2010 titles have been used consistently since purchase and appear in the top 20 downloads every year, other years also continue to be used and compare well even against the very heavily used reading list titles. In addition the EBL data shows that use is predominantly by 3rd year undergraduate students and that overall usage broadly matches the student population of the University.

From the basis of this study it does appear that the customer is right as analysis of the data has enabled Huddersfield to conclude that PDA should no longer be regarded as a pilot, attracting patchwork funding, but be embedded into the collection management and development policy and is now part of the book fund. The 2014/15 PDA programme will look to learn from the data analysis, for example, in order to stretch the budget further this year’s PDA profile will reduce the publication

date to the last two years for all subject areas, for the 2014 pilot this would have reduced the number of titles purchased by a third.

References

1. Reiners, L A, Heppell, C, Farmer, J, Adey, H, Berrington, M, Walker, D, Patron-driven acquisition of three university libraries, *SCONUL focus*, 2012, 55.
<http://www.sconul.ac.uk/sites/default/files/documents/11.pdf>
2. Nixon, M, Freeman, R S, Ward, S M, Patron-Driven Acquisitions: An Introduction and Literature Review, *Collection Management*, 2010, 35(3-4), 119-124.
<http://dx.doi.org/10.1080/01462679.2010.486957>
3. Fischer, K S, Wright, M, Clatanoff, K, Barton, H, Shreeves, E, Give 'Em What They Want: A One-Year Study of Unmediated Patron-Driven Acquisition of e-Books, *College & Research Libraries*, 2012, 73(5), 469-492. <http://dx.doi.org/10.5860/crl-297>
4. Price, J and McDonald, J, Beguiled by Bananas: A Retrospective Study of the Usage & Breadth of Patron vs. Librarian Acquired Ebook Collections, *Proceeding of the Charleston Library Conference*, 2009. <http://dx.doi.org/10.5703/1288284314741>
5. Price, J and McDonald, J, ref. 4.
6. Fischer, K S, Wright, M, Clatanoff, K, Barton, H, Shreeves, E, ref. 3.
7. Schroeder, R, When patrons call the shots: patron-driven acquisition at Brigham Young University, *Collection Building*, 2012, 31(1), 11 – 14.
<http://dx.doi.org/10.1108/01604951211199128>
8. Downey, K, Zhang, Y, Urbano, C and Klingler, T, Print Book vs. DDA Ebook Acquisition and Use at KSU Library. In *2013 American Library Association (ALA) Annual Conference*, Chicago, IL, 27 June – 2 July 2013. [Conference poster] <http://eprints.rclis.org/22645/>
9. Fischer, K S, Wright, M, Clatanoff, K, Barton, H, Shreeves, E, ref. 3.
10. Fischer, K S, Wright, M, Clatanoff, K, Barton, H, Shreeves, E, ref. 3.
11. Kelly, J, *ebooks@cambridge and PDA*, 2013, Cambridge, Cambridge University. [unpublished] www.lib.cam.ac.uk/libraries/PDA_Summary_Full_Report_2013.docx
12. Levine-Clark, M and Paulson K, Diving into eBook Usage: Assessing the Swell of Information, *Electronic Resources & Libraries*, Austin, 17 March, 2014.
<http://www.slideshare.net/MichaelLevineClark/levineclark-michael-diving-into-ebook-usage-assessing-the-swell-of-information-electronic-resources-libraries-austin-march-17-2014>
13. Levine-Clark, M, Humanities E-Book Usage on a Global Scale, Charleston Conference, Charleston, S.C. 7 November, 2014.
<http://www.slideshare.net/MichaelLevineClark/levineclark-michael-humanities-ebook-usage-on-a-global-scale-charleston-conference-charleston-sc-november-7-2014>

14. Fischer, K S, Wright, M, Clatanoff, K, Barton, H, Shreeves, E, ref. 3.
15. Kelly, J, ref. 11.
16. OCLC, *Summaries. DDC: Dewey Decimal Classification*, Dublin, Ohio, OCLC Online Computer Library Center, Inc., 2003.
<http://www.oclc.org/content/dam/oclc/dewey/resources/summaries/deweysummaries.pdf>
17. Collins, E and Stone, G, Understanding patterns of library use among undergraduate students from different disciplines. *Evidence Based Library and Information Practice*, 2014, 9(3), 51-67. <http://ejournals.library.ualberta.ca/index.php/EBLIP/article/view/21326>
18. Kelly, J, ref. 11.
19. Kelly, J, ref. 11
20. Fischer, K S, Wright, M, Clatanoff, K, Barton, H, Shreeves, E, ref. 3.
21. Levine-Clark, M, ref. 13.
22. Kelly, J, ref. 11.
23. Publisher STL price changes: EBL. <http://www.ebilib.com/pdfs/PublisherStlChanges-JuneJulyAugSept2014.pdf> (Accessed 29 November 2014)
24. Fischer, K S, Wright, M, Clatanoff, K, Barton, H, Shreeves, E, ref. 3.