



University of HUDDERSFIELD

University of Huddersfield Repository

Power, Jess and Kannara, Vidya

Using the VLE in creative arts and Humanities?

Original Citation

Power, Jess and Kannara, Vidya (2014) Using the VLE in creative arts and Humanities? In: Teaching and learning and assessment Day, 2nd July 2014, Leeds, UK. (Unpublished)

This version is available at <http://eprints.hud.ac.uk/id/eprint/21179/>

The University Repository is a digital collection of the research output of the University, available on Open Access. Copyright and Moral Rights for the items on this site are retained by the individual author and/or other copyright owners. Users may access full items free of charge; copies of full text items generally can be reproduced, displayed or performed and given to third parties in any format or medium for personal research or study, educational or not-for-profit purposes without prior permission or charge, provided:

- The authors, title and full bibliographic details is credited in any copy;
- A hyperlink and/or URL is included for the original metadata page; and
- The content is not changed in any way.

For more information, including our policy and submission procedure, please contact the Repository Team at: E.mailbox@hud.ac.uk.

<http://eprints.hud.ac.uk/>

Technology enhanced learning in the creative arts and humanities



University of
HUDDERSFIELD

Inspiring tomorrow's professionals

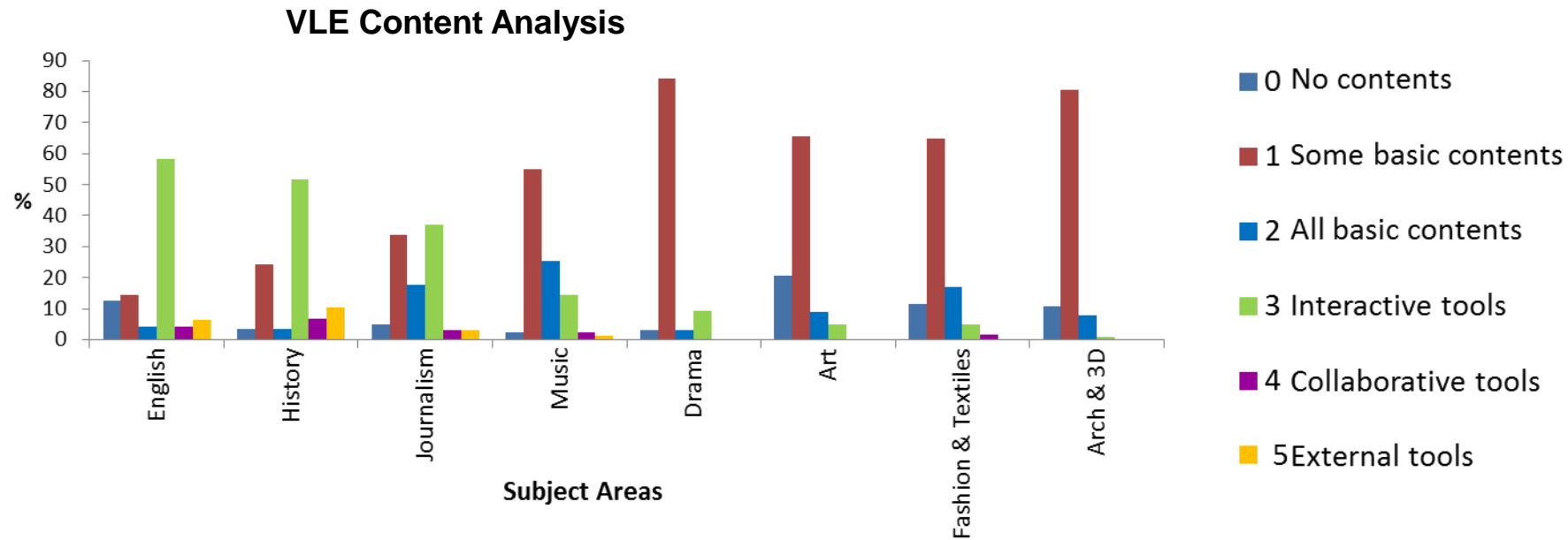
Engineering
Electronic, Communications, Mechanical, Manufacturing

Jess Power and Vidya Kannara

Identify knowledge gaps in digital literacy within creative arts & humanities & establish suitable strategies to close them.

- Analyse the level and type of e-learning opportunities provided across a range of undergraduate courses in creative arts & humanities.
- Identify examples of good practice in relation to technology blended teaching & learning within the VLE.
- Develop, implement & evaluate strategies to support technology enhanced blended learning in creative arts & humanities.

Findings from the VLE Audit



- Practical based subjects have got similar profiles from the grading criteria.
- Practical based subjects utilise UniLearn less.

Q: What are the barriers/reasons?

Q: Do we require different approaches to supporting TEL for practical based courses?

Focus Group Themes

- Good Practice in E&M Technology.
- Knowledge Gaps in Engagement and Use.
- Mechanisms for Embedding and Enhancing Learning.

Barriers

- Navigation/interface
- Technology competence
- Student related
- Time

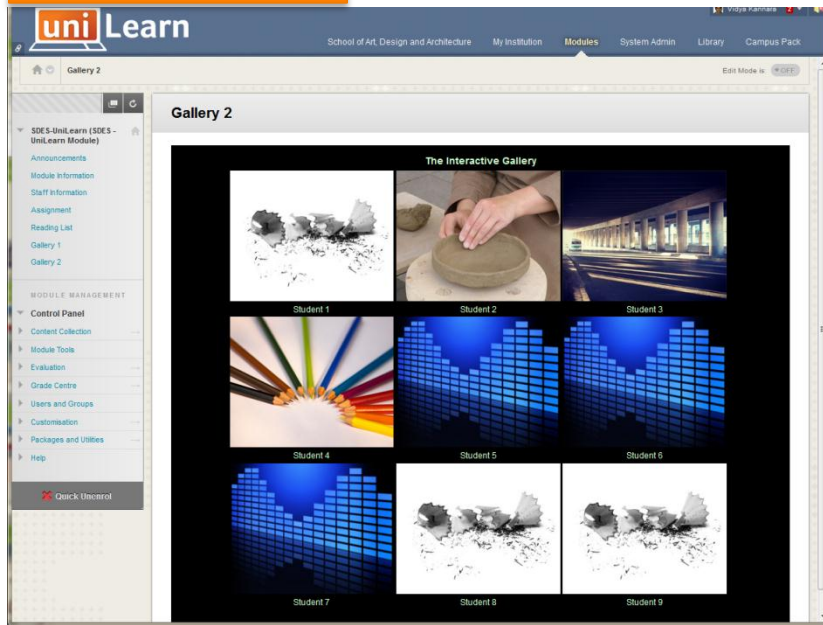
Factors affecting use TEL

- Nature of course
- Better systems
- Format of course

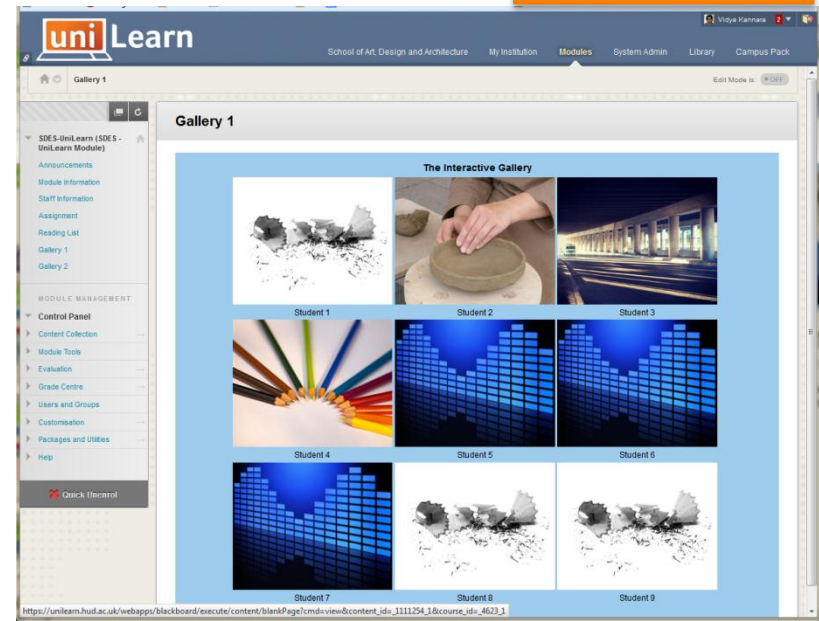
- VLE as the central point to access all teaching and learning activities
- Embed or direct students to external content
- Clear and simple interface
- Work on a various devices (mobiles, tablets and computers)
- VLE shouldn't try to do everything – blended learning
- Maintaining VLE spaces should be easy
- Technology expert to build the visual interface and improve navigation

Gallery to showcase student work

Prototype 1



Prototype 2



Paul Blindell (Interior Design Course)

“The development of a new image interface allowed us to visualise the potential for greater impact and reflection within the VLE”.

Module 1: before and after enhancement



University of
HUDDERSFIELD

BEFORE

uniLearn

School of Art, Design and Architecture My Institution Modules System Admin Library Campus Pack

Learning Resources

Learning Resources

PRODUCTION
Students of production please find your information here.

MARKETING

MODULE MANAGEMENT

Control Panel

Content Collection

Module Tools

Evaluation

Grade Centre

Users and Groups

Customisation

Packages and Utilities

Help

Quick Overview

Navigation

AFTER

uniLearn

School of Art, Design and Architecture My Institution Modules System Admin Library Campus Pack

Welcome to Fashion

Marketing

Production

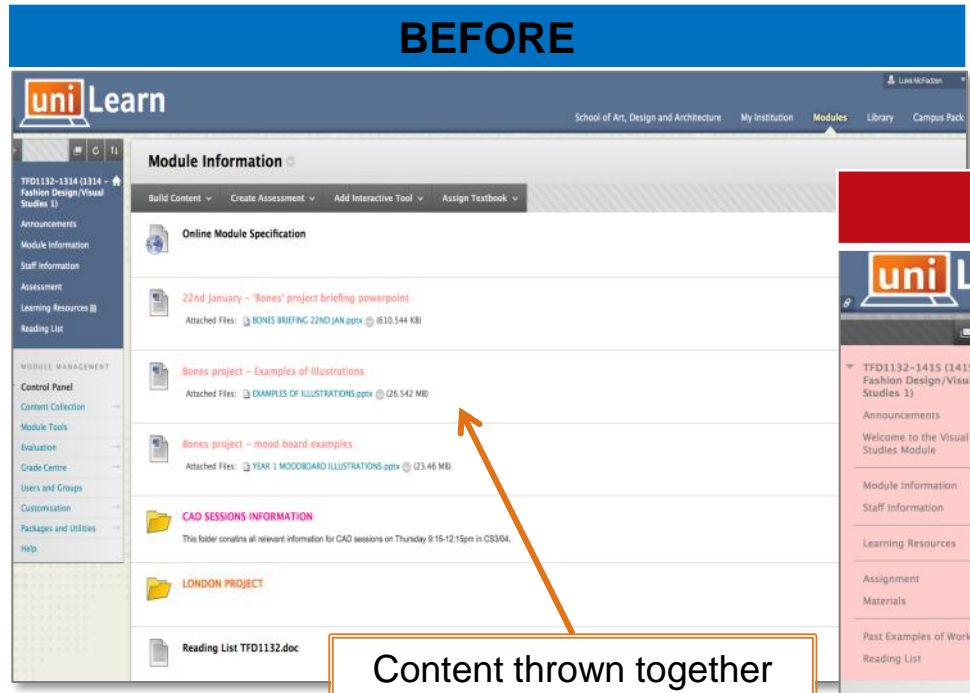
Assessment

Split between the areas of the module

Inspiring tomorrow's professionals

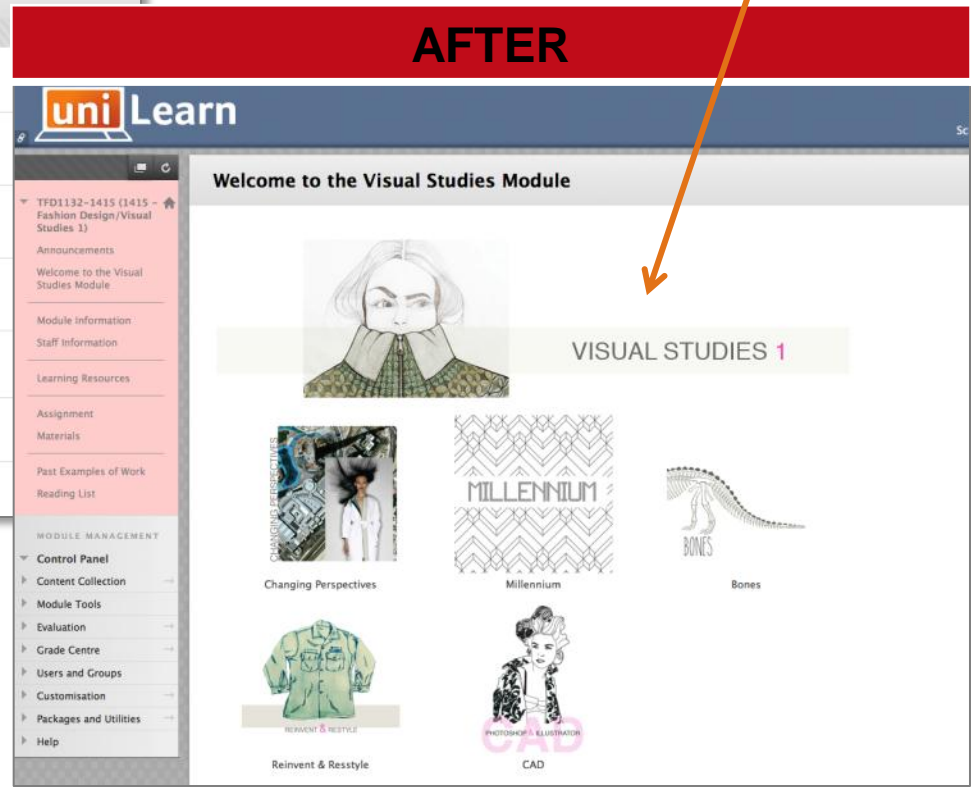
Module 2: before and after enhancement

BEFORE

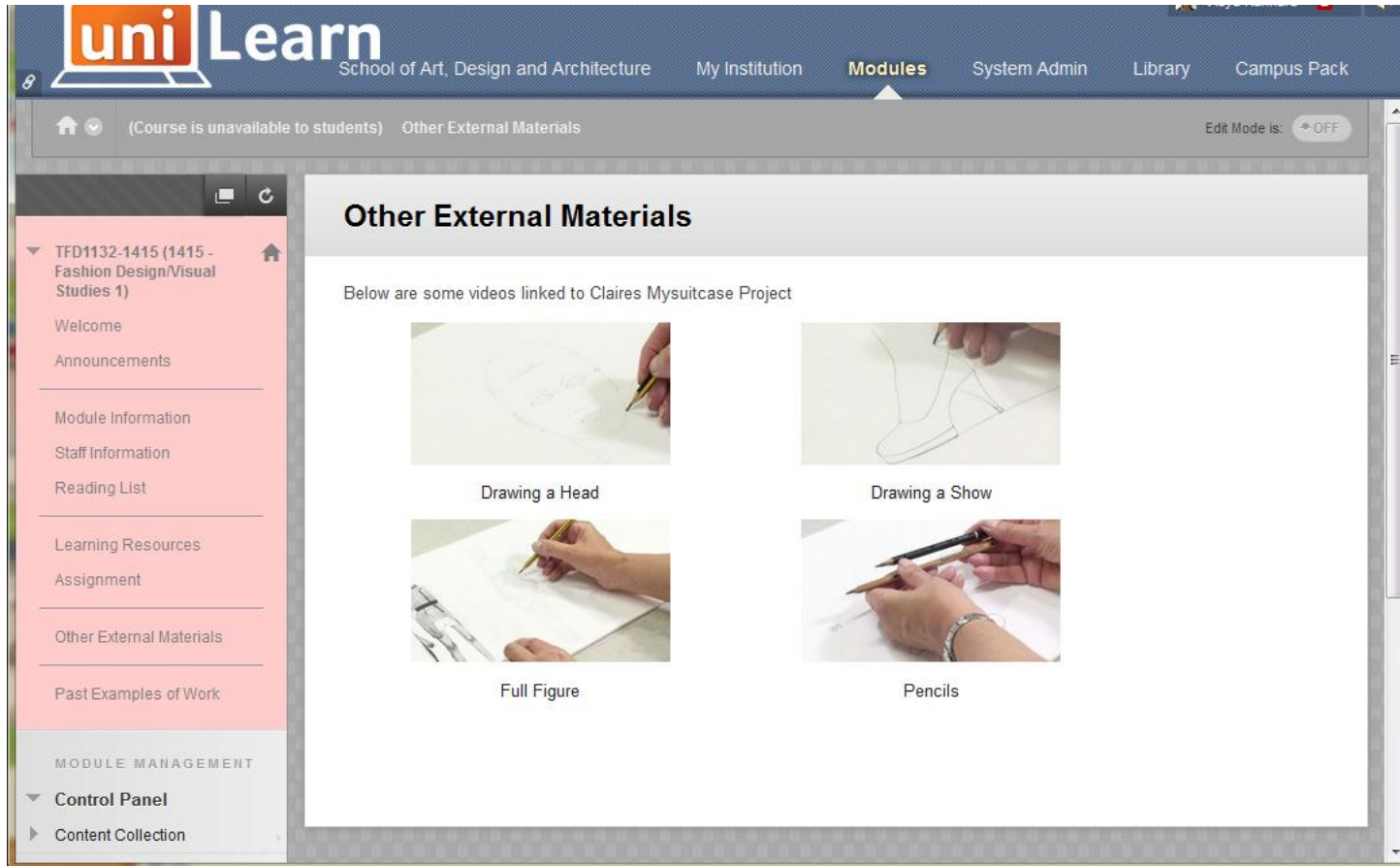


Content grouped together logically

AFTER



Module 2 visual interface for help videos



The screenshot displays the uniLearn interface for the 'Fashion Design/Visual Studies 1' module. The top navigation bar includes 'uniLearn', 'School of Art, Design and Architecture', 'My Institution', 'Modules', 'System Admin', 'Library', and 'Campus Pack'. The main content area is titled 'Other External Materials' and features a list of video thumbnails with captions: 'Drawing a Head', 'Drawing a Show', 'Full Figure', and 'Pencils'. A sidebar on the left contains navigation links such as 'Welcome', 'Announcements', 'Module Information', 'Staff Information', 'Reading List', 'Learning Resources', 'Assignment', 'Other External Materials', and 'Past Examples of Work'. The bottom of the sidebar includes 'MODULE MANAGEMENT' with 'Control Panel' and 'Content Collection' options.

Benefits to Staff



University of
HUDDERSFIELD

I've been really encouraged by the improvements made to the module (Marketing and Production), it's opened up new ideas that I would not have thought of and having someone there to work on the module has given me an opportunity to look over the module while having new ideas that could be used for further modules
– Claire Evans



Students are constantly using software on their phones and tablets. The module page for Fashion Design was clunky, needed to have a clearer interface and some consistency in the navigation. The new gallery supports student's learning, while the module visual appearance looks clear and is user-friendly. This project has allowed me to consider new areas of the design module and organising the information already on there

– Kathryn Brennand



Inspiring tomorrow's professionals

Questions

