



University of HUDDERSFIELD

University of Huddersfield Repository

Gibbs, Graham R.

Introduction to the use of NVivo in research

Original Citation

Gibbs, Graham R. (2011) Introduction to the use of NVivo in research. In: Research Methods Fair, 5th Oct 2011, University of Manchester..

This version is available at <http://eprints.hud.ac.uk/id/eprint/11900/>

The University Repository is a digital collection of the research output of the University, available on Open Access. Copyright and Moral Rights for the items on this site are retained by the individual author and/or other copyright owners. Users may access full items free of charge; copies of full text items generally can be reproduced, displayed or performed and given to third parties in any format or medium for personal research or study, educational or not-for-profit purposes without prior permission or charge, provided:

- The authors, title and full bibliographic details is credited in any copy;
- A hyperlink and/or URL is included for the original metadata page; and
- The content is not changed in any way.

For more information, including our policy and submission procedure, please contact the Repository Team at: E.mailbox@hud.ac.uk.

<http://eprints.hud.ac.uk/>


Introduction to QSR

NVivo

Graham R Gibbs



University of
HUDDERSFIELD






Coding

- **Coding** based analysis (but also used in QCA and narrative analysis)
- 4 areas of the screen
- Undock
- Use of right mouse button

Project



- Single file holds all but biggest video files
- Sources – audio, video, pdf, text, docx, jpeg etc
- Audio and video can be transcribed and time linked with source
- Code time-line, text, selections of images/pdfs

Nodes

- Nodes = codes
- Analysis done by coding to nodes
- List or trees
- Case nodes





Classifications

- Cased based data – attributes
- Case nodes for data
- Source classifications for literature review
- Relationships



How to code

- Drag and drop
- Pop up on coding bar
- Auto coding
- Select area of image/pdf
- Select section of timeline on video/audio

Coding tree



- Re-organise – cut and paste, parent child



Retrieval

- Node – double click
- Queries
- Text search
- Node search (with attributes)
- Matrix search


Models

- Images/symbols
- links preserved
- linked to data set



Teamwork

- Merging projects
- ID of users.





Transcription

- In NVivo from audio or video
- [Express Scribe and F4/F5](#)
- Can slow down speech
- Rewind on pause.
- Link with control pedal.



Help

- http://www.qsrinternational.com/support_getting-started.aspx
- <http://caqdas.soc.surrey.ac.uk/>
- <http://onlineqda.hud.ac.uk/>
- <http://www.youtube.com/user/benmeehan>
- <http://www.youtube.com/user/silvanadigregorio#p/u>



Books

- Ann Lewins & Christina Silver (2007) *Using Software in Qualitative Research: A Step-by-Step Guide*, Sage Publications, London. Contains step-by-step guides for NVivo 7, along with other programs
- Bazeley, P. (2007) *Qualitative Data Analysis with NVivo*. London: Sage. Covers version 7.
- Gibbs, G.R. (2007) *Analyzing qualitative data*. London: Sage. Part of the Qualitative Research Kit, ed. U. Flick. Contains step-by-step guides for NVivo 7.
- Di Gregorio, S. and Davidson, J (2009) *Qualitative Research Design for Software Users*, London: Open University Press