



# University of HUDDERSFIELD

## University of Huddersfield Repository

Petushek, Erich J., Cokely, Edward T., Ward, Paul, Durocher, John, Wallace, Sean and Myer, Gregory D.

Visual estimation of ACL injury risk: Efficient assessment method, group differences, and expertise mechanisms

### Original Citation

Petushek, Erich J., Cokely, Edward T., Ward, Paul, Durocher, John, Wallace, Sean and Myer, Gregory D. (2015) Visual estimation of ACL injury risk: Efficient assessment method, group differences, and expertise mechanisms. In: 2015 Keweenaw Medical Conference, 28th-30th August 2015, Keweenaw Mountain Lodge Copper Harbor, MI, USA. (Unpublished)

This version is available at <http://eprints.hud.ac.uk/id/eprint/26342/>

The University Repository is a digital collection of the research output of the University, available on Open Access. Copyright and Moral Rights for the items on this site are retained by the individual author and/or other copyright owners. Users may access full items free of charge; copies of full text items generally can be reproduced, displayed or performed and given to third parties in any format or medium for personal research or study, educational or not-for-profit purposes without prior permission or charge, provided:

- The authors, title and full bibliographic details is credited in any copy;
- A hyperlink and/or URL is included for the original metadata page; and
- The content is not changed in any way.

For more information, including our policy and submission procedure, please contact the Repository Team at: [E.mailbox@hud.ac.uk](mailto:E.mailbox@hud.ac.uk).

<http://eprints.hud.ac.uk/>

# Visual Estimation of ACL Injury Risk: Efficient Assessment Method, Group Differences, and Expertise Mechanisms

Erich J. Petushek<sup>1</sup>, Edward T. Cokely<sup>2</sup>, Paul Ward<sup>3</sup>, John Durocher<sup>4</sup>, Sean Wallace<sup>5</sup>, & Gregory D. Myer<sup>6</sup>

<sup>1</sup>Michigan State University, USA  
<sup>2</sup>University of Oklahoma, USA  
<sup>3</sup>University of Huddersfield, UK

<sup>4</sup>Michigan Technological University, USA  
<sup>5</sup>Illinois Institute of Technology, USA  
<sup>6</sup>Cincinnati Children's Hospital Medical Center, USA



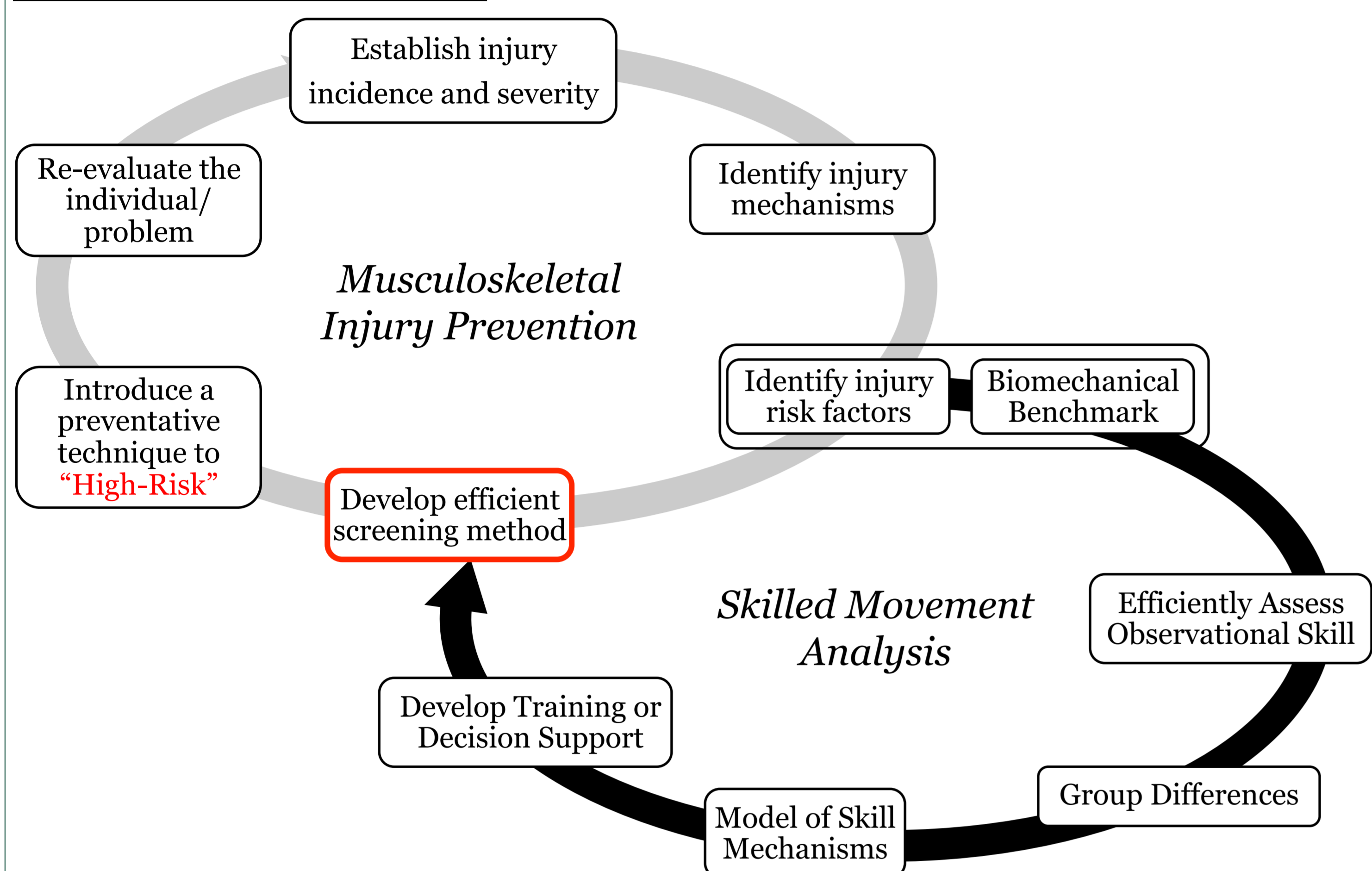
www.ACL-IQ.org

## Introduction

### Impact

- Over 2 million ACL injuries occur worldwide annually.
- Approximately 1 in 30 female athletes participating in landing and cutting sports (basketball, soccer) will tear their ACL within one season of play.
- Annual costs in U.S. likely exceed \$3 billion (majority pursue surgery).
- Osteoarthritis occurs at 10 times the normal rate.

### Potential Solutions



- Efficient screening method: **Skilled movement analysis**
  - a.) Reduce screening time and cost
  - b.) Ensure biomechanical feedback during prevention programs is accurate

### Aim

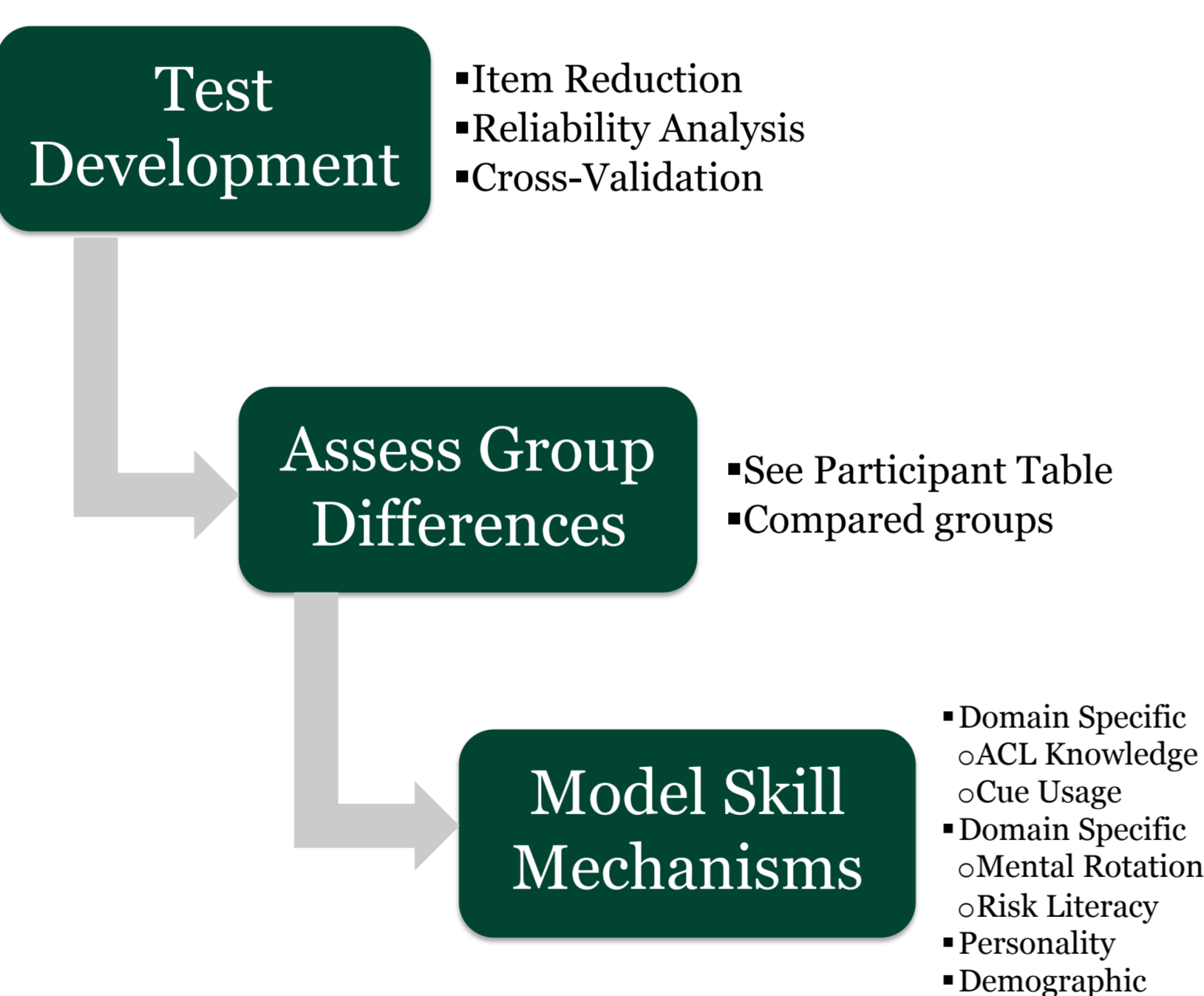
- 1.) To create an **efficient** and **effective** visual screening system for ACL injury risk

## Methods

### Participants

Group	n
ExSci Student	48
ExSci Academic	30
S&C Coach	41
Athletic Trainer	52
Physical Therapist	59
Physician	39
Sport Coach	34
Parent of Athlete	26
Female Athlete	11
General Public	320
<b>Total</b>	<b>660</b>

### Procedures



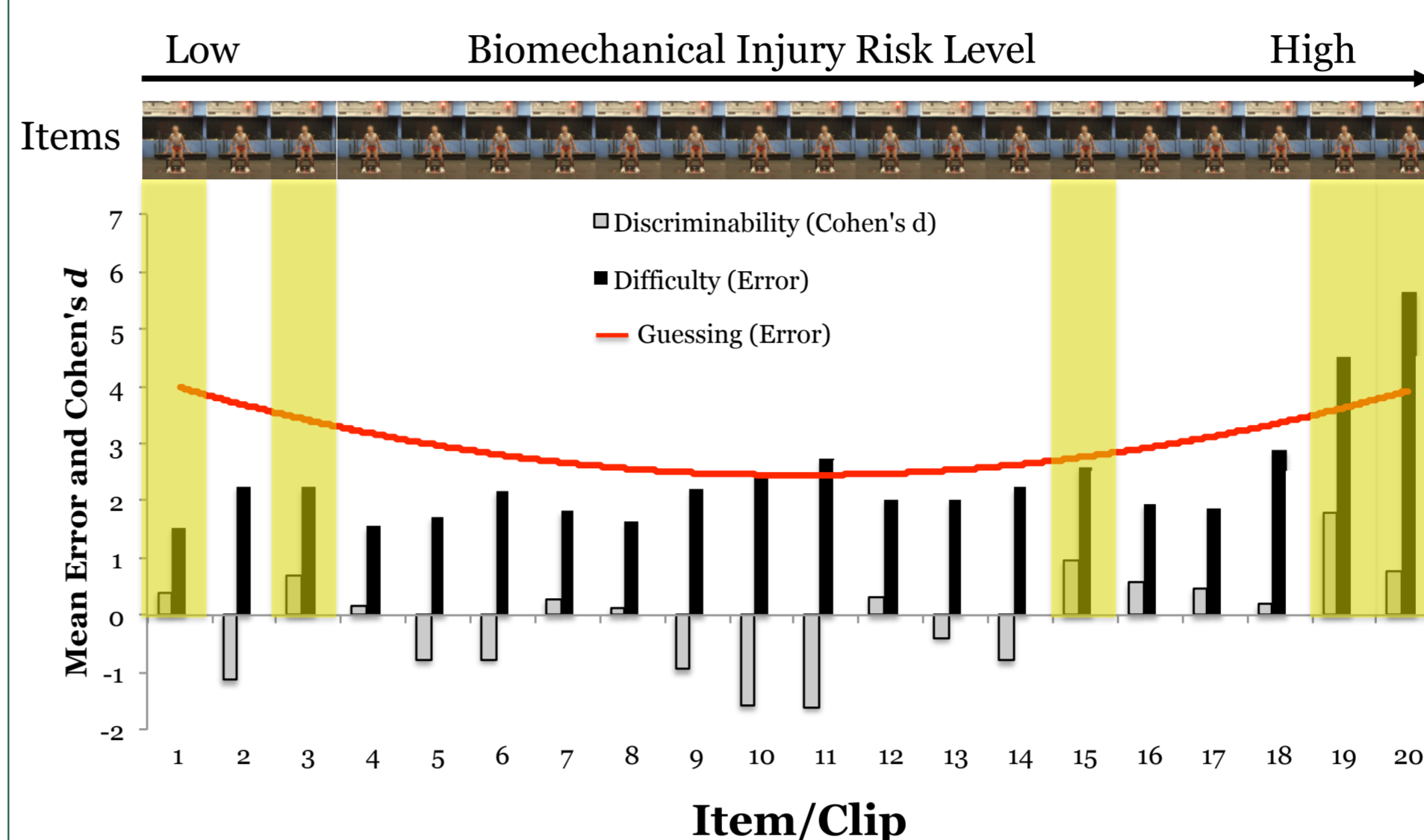
	Very Low								Very High
Risk for ACL Injury	○	○	○	○	○	○	○	○	○
Confidence in Answer	○	○	○	○	○	○	○	○	○

Figure 2: Sample ACL-IQ item (snapshot of video sequence)

**Acknowledgments:** This material is based upon work supported by the National Science Foundation, National Institutes of Health and the Research Council of Norway

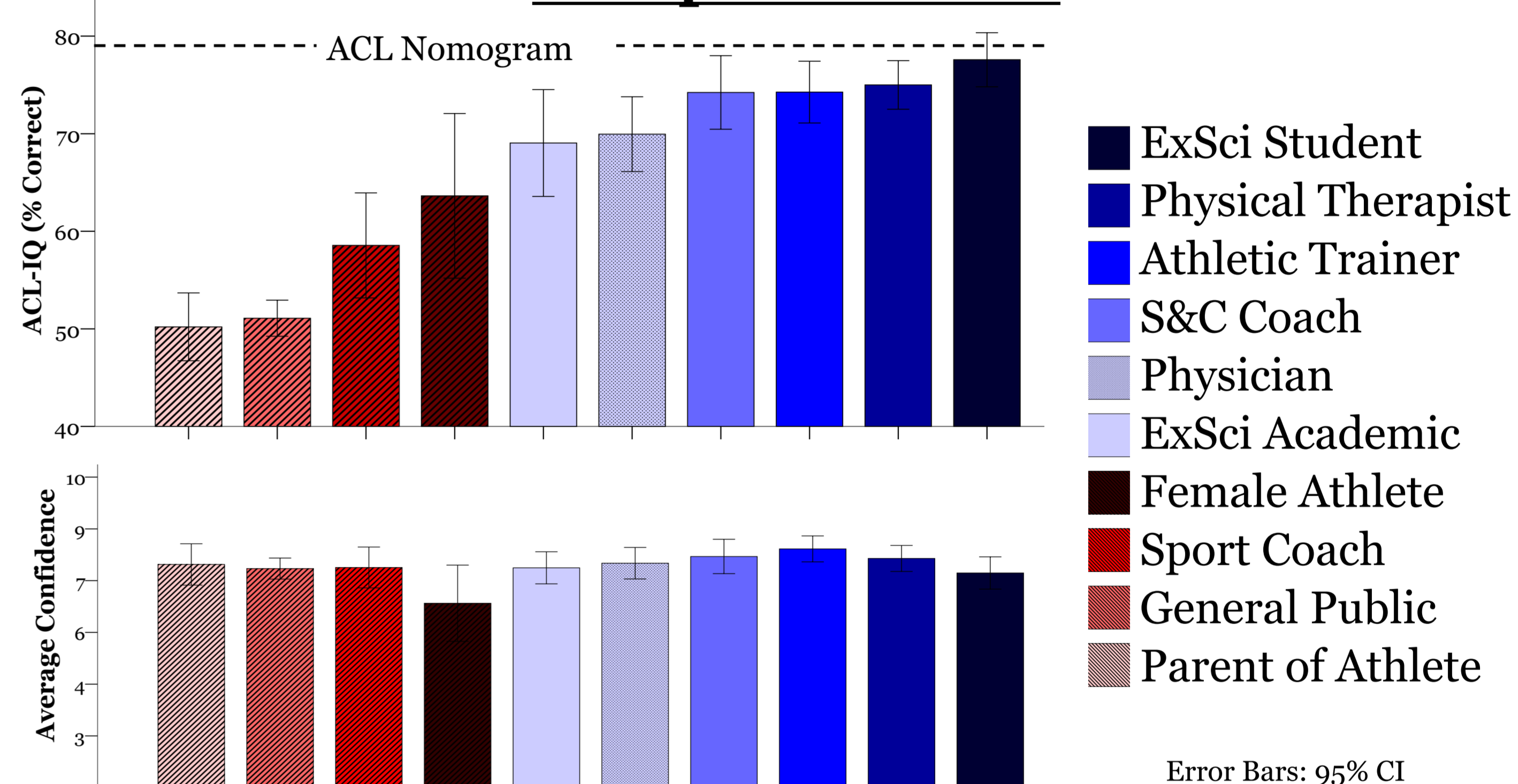
## Results

### Test Development

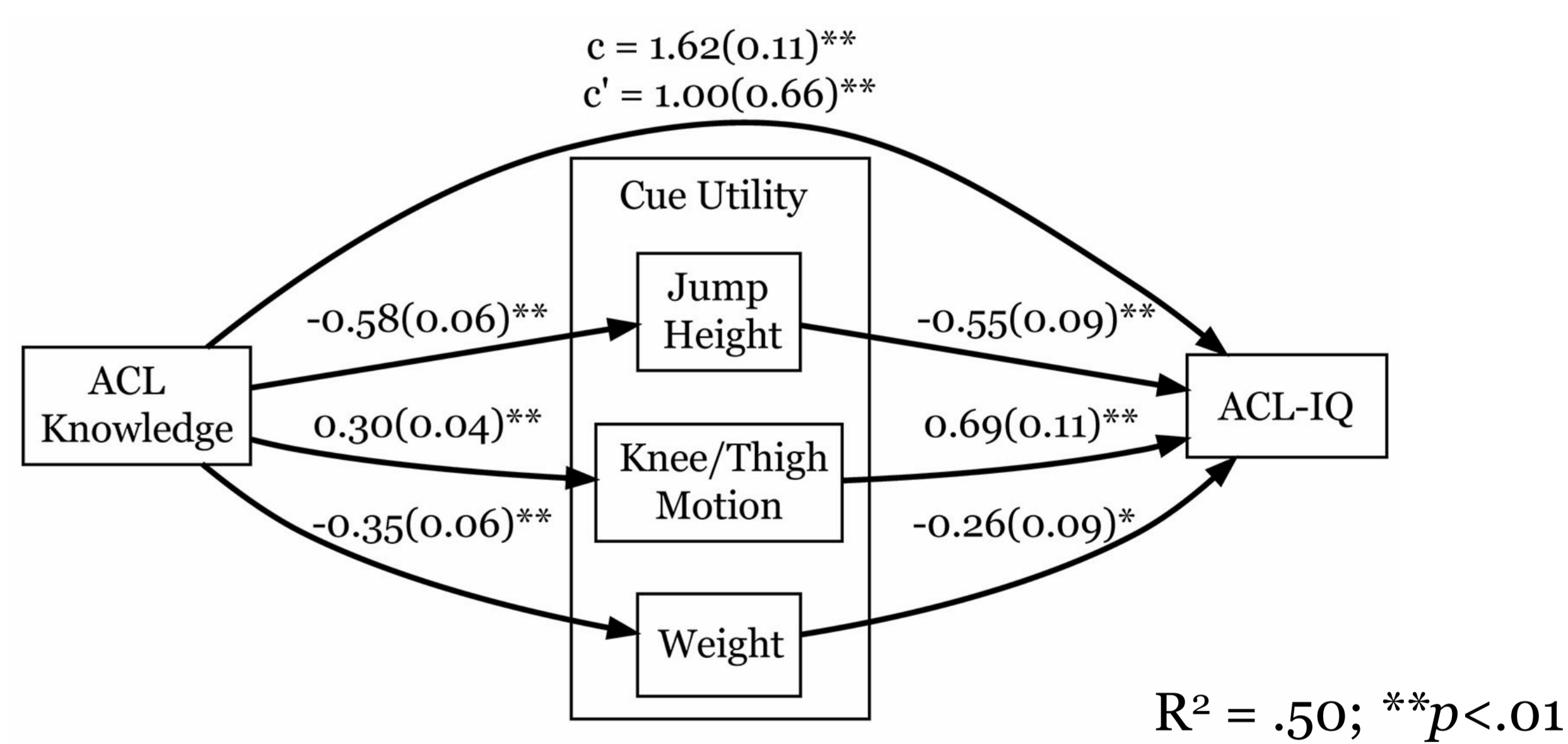


- Number of Items = 5
- Average Time (min:sec) = 2:24
- Test-retest (r) = .90
- Score Range = 0-100 %
- Achieved Range = 26-95 %

### Group Differences



### Skill Mechanisms



## Discussion

- It will be important to **target parents, athletes, coaches, and physicians** for improving **risk assessment** performance or to adopt the ACL nomogram to aid their injury risk assessment in practice.
- The **ACL-IQ** is an assessment technology and feedback system for ACL injury risk prediction ability.
- Individuals can assess their ACL injury risk prediction ability with a short, free, and online ([www.ACL-IQ.org](http://www.ACL-IQ.org)) tool.

## Moving Forward

- Future research will focus on developing efficient methods to **improve** visual risk prediction **performance** (e.g., see Decision Tree to the right) and establishing **predictive evidence** that individuals with high ACL-IQ can reduce ACL injuries.

