



University of HUDDERSFIELD

University of Huddersfield Repository

Wickler, Gerhard, Chrpa, Lukáš and McCluskey, T.L.

KEWI: A Knowledge Engineering Tool for Modelling AI Planning Tasks

Original Citation

Wickler, Gerhard, Chrpa, Lukáš and McCluskey, T.L. (2014) KEWI: A Knowledge Engineering Tool for Modelling AI Planning Tasks. In: 6th International Conference on Knowledge Engineering and Ontology Development, 21st-24th October 2014, Rome, Italy.

This version is available at <http://eprints.hud.ac.uk/id/eprint/22248/>

The University Repository is a digital collection of the research output of the University, available on Open Access. Copyright and Moral Rights for the items on this site are retained by the individual author and/or other copyright owners. Users may access full items free of charge; copies of full text items generally can be reproduced, displayed or performed and given to third parties in any format or medium for personal research or study, educational or not-for-profit purposes without prior permission or charge, provided:

- The authors, title and full bibliographic details is credited in any copy;
- A hyperlink and/or URL is included for the original metadata page; and
- The content is not changed in any way.

For more information, including our policy and submission procedure, please contact the Repository Team at: E.mailbox@hud.ac.uk.

<http://eprints.hud.ac.uk/>

KEWI: A Knowledge Engineering Tool for Modelling AI Planning Tasks

Gerhard Wickler¹, Lukáš Chrpa² and Thomas Leo McCluskey²

¹Artificial Intelligence Applications Institute, School of Informatics, University of Edinburgh, UK

²PARK Research Group, School of Computing and Engineering, University of Huddersfield, UK
g.wickler@ed.ac.uk, {l.chrpa, t.l.mccluskey}@hud.ac.uk

Keywords: Knowledge Engineering, Automated Planning

Abstract: This paper introduces the Knowledge Engineering Web Interface (KEWI) which primarily aims to be used for modelling automated planning tasks in a semi-formal framework. The conceptual model used to represent the declarative and procedural knowledge in KEWI is described formally. The model consists of three layers: a rich ontology, a model of basic actions, and more complex methods. It is this structured conceptual model based on the rich ontology that facilitates knowledge engineering. The focus of this paper is to show how the *central knowledge model* used in KEWI differs from a model directly encoded in PDDL, the language accepted by most existing planning engines. Specifically, the rich ontology enables a more concise and natural style of representation. For operational use, KEWI automatically generates PDDL. Initial experiments show that the generated PDDL can be processed by a planner without incurring significant drawbacks.

1 INTRODUCTION

Domain-independent planning has grown significantly in recent years mainly thanks to the International Planning Competition (IPC). Besides many advanced planning engines, PDDL, a de-facto standard language family for describing planning domains and problems, has been developed. However, encoding domain and problem models in PDDL requires a lot of specific expertise and thus it is very challenging for a non-expert to use planning engines in applications.

This paper concerns the use of AI planning technology in an organisation where (i) non-planning experts are required to encode knowledge (ii) the knowledge base is to be used for more than one planning and scheduling task (iii) it is maintained by several personnel over a long period of time, and (iv) it may have a range of potentially unanticipated uses in the future. The first concern has been a major obstacle to using AI-based tools which input formal representations, in that the expertise required to encode such representations has only been possessed by planning experts (e.g. as in NASA's applications (Ai-Chang et al., 2004)). The other concerns are often not covered in the planning literature: in real applications the knowledge encoding is a valuable, general asset, and one that requires a much richer conceptual representation than, for example is accorded by planner-input languages such as PDDL.

As far as we are aware, very few collaborative, domain-expert-usable, knowledge acquisition interfaces are available that are aimed at supporting the harvesting of planning knowledge within a rich language for use in a number of planning-related applications. After initial acquisition, the validation, verification, maintenance and evolution of such knowledge is of prime importance, as the knowledge base is a valuable asset to an organisation.

This paper introduces the Knowledge Engineering Web Interface (KEWI), which aims to enable the acquisition and modelling of knowledge necessary for use with automated plan generation tools. Here we detail the theoretical aspects of KEWI, and evaluate it using a well-understood planning domain.

2 RELATED WORK

A small number of frameworks exist that support the formalisation of planning knowledge in shared web-based systems. Usually, such frameworks build on existing Web 2.0 technologies such as a wiki. A wiki that supports procedural knowledge is available at wikihow.com, but the knowledge remains essentially informal. A system that uses a similar approach, namely, representing procedural knowledge in a wiki is CoScripter (Leshed et al., 2008). However, their representation is not based on AI planning and thus

does not support the automated composition of procedures. More recently, an AI-based representation has been used in OpenVCE (Wickler et al., 2013).

There have been several attempts to create general, user-friendly development environments for planning domain models, but they tend to be limited in the expressiveness of their underlying formalism. The Graphical Interface for Planning with Objects (GIPO) (Simpson et al., 2007) is based on object-centred languages *OCL* and *OCL_h*. These formal languages exploit the idea that a set of possible states of objects are defined first, before action (operator) definition (McCluskey and Kitchin, 1998). This gives the concept of a *world state* consisting of a set of states of objects, satisfying given constraints. GIPO uses a number of consistency checks such as if the object's class hierarchy is consistent, object state descriptions satisfy invariants, predicate structures and action schema are mutually consistent and task specifications are consistent with the domain model. Such consistency checking guarantees that some types of errors can be prevented, in contrast to ad-hoc methods such as hand crafting.

itSIMPLE (Vaquero et al., 2012) provides a graphical environment that enables knowledge engineers to model planning domain models by using the Unified Modelling Language (UML). Object classes, predicates, action schema are modelled by UML diagrams allowing users to 'visualise' domain models which makes the modelling process easier. itSimple incorporates a model checking tool based on Petri Nets that are used to check invariants or analyse dynamic aspects of the domain models such as deadlocks.

The Extensible Universal Remote Operations Planning Architecture (EUROPA) (Barreiro et al., 2012), is an integrated platform for AI planning and scheduling, constraint programming and optimisation. This platform is designed to handle complex real-world problems, and the platform has been used in some of NASA's missions. EUROPA supports two representation languages, NDDL and ANML (Smith et al., 2008), however, PDDL is not supported.

Besides these tools, it is also good to mention VIZ (Vodrážka and Chrupa, 2010), a simplistic tool inspired by itSimple, and PDDL Studio (Plch et al., 2012), an editor which provides users a support by, for instance, identifying syntax errors or highlighting components of PDDL.

In the field of Knowledge Engineering, methodologies have been developed which centre on the creation of a precise, declarative and detailed model of the area of knowledge to be engineered, in contrast to earlier expert systems approaches which appeared to focus on the "transfer" expertise at a more super-

ficial level. This "expertise model" contains a mix of knowledge about the "problem solving method" needed within the application and the declarative knowledge about the application. Often a key rationale for knowledge engineering is to create declarative representations of an area to act as a formalised part of some requirements, making explicit what hitherto has been implicit in code, or explicit but in documents. Knowledge Engineering modelling frameworks arose out of this, such as CommonKADS (Schreiber et al., 1999), which were based on a deep modelling of an area of expertise, and emphasising a life-cycle of this model. The "knowledge model" within CommonKADS, which contains a formal encoding of task knowledge, such as problem statement(s), as well as domain knowledge, is similar to the kind of knowledge captured in KEWI. Unlike KEWI however, this model was expected to be created by knowledge engineers rather than domain experts and users.

2.1 AI Planning

The primary aim for KEWI is to ease the formalisation of procedural knowledge, allowing domain experts to encode their knowledge themselves, rather than knowledge engineers having to elicit the knowledge before they formalise it into a representation. We formally describe the conceptual model which consists of three layers: a rich ontology, a model of basic actions, and more complex methods. KEWI is object-centred and allows for a richer representation of knowledge than PDDL. It is more compact and more expressive which means models are easier to maintain, especially for a user who is not an expert in AI planning. KEWI's internal representation can be exported to PDDL and hence standard planning engines can be applied to solve planning problems modelled in KEWI. We demonstrate that PDDL models exported from KEWI are comparable to hand coded ones.

AI planning deals with the problem of finding a sequences of actions transforming the environment from a given initial state to a desired goal state (Ghallab et al., 2004). *Actions* are defined via their preconditions and effects. An action is *applicable* in a given state if and only if its precondition holds in that state. Effects of an action denote how a state where the action is applied will change. A *planning domain model* consists of a set of predicates and/or fluents describing the environment and a set of actions modifying the environment. A *planning problem* consists of a planning domain model, set of objects, an initial state and a set of goal conditions.

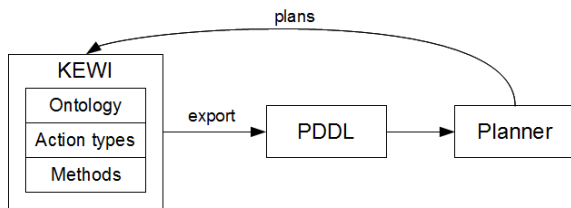


Figure 1: An architecture of KEWI.

3 CONCEPTUAL MODEL OF KEWI

KEWI is a tool for encoding domain knowledge mainly by experts in the application area rather than AI planning experts. The idea behind KEWI is to provide a user-friendly environment as well as a language which is easier to follow, especially for users who are not AI planning experts. A high-level architecture of KEWI is depicted in figure 1. Encoded knowledge can be exported into the domain and problem description in PDDL on which standard planning engines can be applied. Hence, the user does not have to understand, or even be aware, of any PDDL encodings.

A language in which domain knowledge is encoded in KEWI has three parts, which are explained in the following subsections. First, a rich domain ontology is defined. The domain ontology consists of definitions of classes of objects, hierarchies of classes and relations between objects. Second, action types are defined in terms of their action name, logical preconditions and effects. Third, methods define ways in which high-level task can be broken down into lower-level activities, a so-called task network which includes explicit ordering constraints.

3.1 Ontology: Concepts, Relations and Properties

Ontological elements are usually divided into concepts and instances. Typically, the concepts are defined in a planning domain whereas the instances are defined in a planning problem. Since our focus for KEWI is on planning domains we shall mostly deal with concepts here.

3.1.1 Concepts

A concept is represented by a unique symbol in KEWI. The formal definition of a concept is given by its super-class symbol and by a set of role constraints that define how instances of the concept may be related to other concepts. In KEWI, the definition of a concept also includes other, informal elements that are not used for formal reasoning. How-

ever, the knowledge engineering value of such informal elements must not be underestimated, much like the comments in programming often are vital for code to be understandable.

Definition 1 (KEWI Concept). *A concept C in KEWI is a pair $\langle C^{sup}, R \rangle$, where:*

- C^{sup} is the direct super-concept of C and
- R is a set of role constraints of the form $\langle r, n, C' \rangle$ where r is a symbolic role name, C' is a concept (denoting the role filler type), and n is a range $[n_{min}, n_{max}]$ constraining the number of different instances to play that role.

We assume that there exists a unique root concept often referred to as *object* or *thing* that acts as the implicit super-concept for those concepts that do not have an explicit super-concept defined in the same planning domain. Thus, a concept C may be defined as $\langle \Delta, R \rangle$, meaning its super concept is implicit. This implicit super-concept has no role constraints attached.

For example, in the Dock Worker Robot (DWR) domain (Ghallab et al., 2004), the concepts *container* and *pallet* could be defined with the super-concept *stackable*, whereas the concept *crane* could be defined as a root concept with no super-concept (implicitly: Δ). A role constraint can be used to define that a crane can hold at most one container as follows: $\langle \text{holds}, [0, 1], \text{container} \rangle$.

Since super-concepts are also concepts, we can write a concept C as $\langle \langle \Delta, R_n \rangle, \dots, R_2, R_1 \rangle$. Then we can refer to all the role constraints associated with C as $R^* = R_n \cup \dots \cup R_2 \cup R_1$, that is, the role constraints that appear in the definition of C , the role constraints in its direct super-concept, the role constraints in its super-concepts super-concept, etc.

The reason for introducing this simple ontology of concepts is that we can now constrain the set of possible world states based on the role constraints. States are defined as sets of ground, first-order atoms over some function-free language \mathcal{L} . This language shall contain symbols to denote each instance of a concept defined in the ontology (c_1, \dots, c_L) where the type function τ maps each instance c_i to its type C , a concept in the ontology. The relation symbols of \mathcal{L} are defined through the role constraints.

Definition 2 (Relations in \mathcal{L}). *Let $\langle r, n, C' \rangle$ be a role constraint of some concept C . Then the first-order language \mathcal{L} that can be used to write ground atoms in a state contains a binary relation $C.r \subseteq C \times C'$.*

In what follows we shall extend the language to include further relation symbols, but for now these relations defined by the ontology are all the relations

that may occur in a state. The reason why the relation name is a combination of the concept and the role is simply to disambiguate between roles of the same name but defined in different concepts. Where all role names are unique the concept may be omitted.

We can now define what it means for a state to be valid with respect to an ontology defined as a set of KEWI concepts. Essentially, for a state to be valid, every instance mentioned in the state must respect all the role constraints associated with the concepts to which the instance belongs. Since role constraints are constraints on the number of possible role fillers we need to be able to count these.

Definition 3 (Role Fillers). *Let s be a state, that is, a set of ground atoms over objects c_1, \dots, c_L using the relations in \mathcal{L} . Let $\langle r, n, C' \rangle$ be a role constraint of some concept C . Then we define $\text{vals}_s(C.r, c_i) = \{c_f | C.r(c_i, c_f) \in s\}, c_i \in C, c_f \in C'$, that is, the set of all constants that play role r for c_i in s .*

Definition 4 (Valid State). *Let C be a KEWI concept. Then a state s is valid if, for any instance c_i of C and any role constraint $\langle r, n, C' \rangle$ of C or one of its (direct and indirect) super-concepts, the number of ground atoms $a = C.r(c_i, *)$ must be in the range $[n_{\min}, n_{\max}]$, i.e. $n_{\min} \leq |\text{vals}_s(C.r, c_i)| \leq n_{\max}$.*

Thus, a concept definition defines a set of role constraints which can be interpreted as relations in a world state. The numeric range defines how many ground instances we may find in a valid state. This is the core of the ontological model used in KEWI.

For example, let `k1` be a crane and `ca` be a container. Then a state may contain a ground atom `crane.holds(k1,ca)`. If a state contains this atom, it may not contain another one using the same relation and `k1` as the first argument.

3.1.2 Relations

While the relations defined through the concepts in KEWI provide a strong ontological underpinning for the representation, there are often situations where other relations are more natural, e.g. to relate more than two concepts to each other, or where a relation does not belong to a concept. In this case relations can be defined by declaring number and types (concepts) of the expected arguments.

Definition 5 (Relations in \mathcal{L}). *A relation may be defined by a role constraint as described above, or it may be a relation symbol followed by an appropriate number of constants. The signature of a relation R is defined as $C_1 \times \dots \times C_R$ where C_i defines the type of the i th argument.*

A valid state may contain any number of ground instances of these relations. As long as the types of

the constants in the ground atoms agree with the signature of the relation, the state that contains this atom may be valid.

3.1.3 Properties

In reality, we distinguish three different types of role constraints: *related classes* for defining arbitrary relations between concepts, *related parts* which can be used to define a “part-of” hierarchy between concepts, and *properties* which relate instances to property values.

The first two are equivalent in the sense that they relate objects to each other. However, properties usually relate objects to values, e.g. an object may be of a given colour. While it often makes sense to distinguish all instances of a concept, this is not true for properties. While the paint that covers one container may not be the same paint that covers another, the colour may be the same. To allow for the representations of properties in KEWI, we allow for the definition of properties with enumerated values.

Definition 6 (Properties). *A property P is defined as a set of constant values $\{p_1, \dots, p_P\}$.*

It is easy to see that the above definitions relating to role constraints and other relations can be extended to allow properties in place of concepts and property values in place of instances. A minor caveat is that property values are usually defined as part of a planning domain, whereas instances are usually given in a planning problem.

3.2 Action Types

Action types in KEWI are specified using an operator name with typed arguments, a set of preconditions, and a set of effects. This high-level conceptualisation of action types is of course very common in AI planning formalisms. KEWI’s representation is closely linked with the ontology, however. This will enable a number of features that allow for a more concise representation, allowing to reduce the redundancy contained in many PDDL planning domains.

3.2.1 Object References

In many action representations it is necessary to introduce one variable for each object that is somehow involved in the execution of an action. This variable is declared as one of the typed arguments of the action type. The variable can then be used in the preconditions and effects to consistently refer to the same objects and express conditions on this object.

Sometimes, an action type may need to refer to specific constants in its preconditions or effects. In this case, the unique symbol can be used to identify a specific instance. In the example above, `k1` was used to refer to a crane and `ca` to refer to a container. In most planning domains, operator definitions do not refer to specific objects, but constants may be used as values of properties.

In addition to variables and constants, KEWI also allows a limited set of function terms to be used to refer to objects in an action type’s preconditions and effects. Not surprisingly, this is closely linked with the ontology, specifically with the role constraints that specify a maximum of one in their range.

Definition 7 (Function Terms). *Let $\langle r, n, C' \rangle$ be a role constraint of some concept C where $n_{max} = 1$. Then we shall permit the use of function terms of the form $C.r(t)$ in preconditions and effects, where t can again be an arbitrary term (constant, variable, or function term) of type C' .*

Let s be a valid state, that is, a set of ground atoms over objects c_1, \dots, c_L using the relations in \mathcal{L} . Then the constant represented by the function term $C.r(c_i)$ is:

- c_j if $vals_s(C.r, c_i) = \{c_j\}$, or
- `nothing` (\perp) if $vals_s(C.r, c_i) = \emptyset$.

Note that the set $vals_s(C.r, c_i)$ can contain at most one element in any valid state. If it contains an element, this element is the value of the function term. Otherwise a new symbol that must not be one of the constants c_1, \dots, c_L will be used to denote that the function term has no value. This new constant `nothing` may also be used in preconditions as described below.

The basic idea behind function terms is that they allow the knowledge representation to be more concise; it is no longer necessary to introduce a variable for each object. Also, this style of representation may be more natural, e.g. to refer to the container held by a crane as `crane.holds(k1)` meaning “whatever crane `k1` holds”, where the role constraint tells us this must be a container. As a side effect, the generation of a fully ground planning problem could be simpler, given the potentially reduced number of action parameters.

Interestingly, a step in this direction was already proposed in PDDL 1, in which some variables were declared as parameters and others as “local” variables inside an operator. However, with no numeric constraints on role fillers or any other type of relation, it is difficult to make use of such variables in a consistent way. Similarly, state-variable representations (Jonsson and Bäckström, 1998) exploit the uniqueness of a value. However, this was restricted to the case where n_{min} and n_{max} both must be one.

3.2.2 Condition Types

The atomic expressions that can be used in preconditions and effects can be divided into two categories. Firstly, there are the explicitly defined relations. These are identical in meaning and use to PDDL and thus, there is no need to discuss these further. Secondly, there are the relations based on role constraints which have the same form as such atoms in states, except that they need not be ground.

Definition 8 (Satisfied Atoms). *Let s be a valid state over objects c_1, \dots, c_L . Then a ground atom a is satisfied in s (denoted $s \models a$) if and only if:*

- a is of the form $C.r(c_i, c_j)$ and $a \in s$, or
- a is of the form $R(c_{i_1}, \dots, c_{i_R})$ and $a \in s$, or
- a is of the form $C.r(c_i, \perp)$ and $vals_s(C.r, c_i) = \emptyset$.

The first two cases are in line with the standard semantics, whereas the last case is new and lets us express that no role filler for a given instance exists in a given state. Note that the semantics of atoms that use the symbol `nothing` in any other place than as a role filler are never satisfied in any state.

The above definition can now be used to define when an action is applicable in a state.

Definition 9 (Action Applicability). *Let s be a valid state and act be an action, i.e. a ground instance of an action type with atomic preconditions p_1, \dots, p_a . Then act is applicable in s if and only if every precondition is satisfied in s : $\forall p \in p_1, \dots, p_a : s \models p$.*

This concludes the semantics of atoms used in preconditions. Atoms used in effects describe how the state of the world changes when an action is applied. This is usually described by the state transition function $\gamma : S \times A \rightarrow S$, i.e. it maps a state and an applicable action to a new state. Essentially, γ modifies the given state by deleting some atoms and adding some others. Which atoms are deleted and which are added depends on the effects of the action. If the action is not applicable the function is undefined.

Definition 10 (Effect Atoms). *Let s be a valid state and act be an action that is applicable in s . Then the successor state $\gamma(s, a)$ is computed by:*

1. deleting all the atoms that are declared as negative effects of the action,
2. for every positive effect $C.r(c_i, c_j)$ for role constraint $\langle r, n, C' \rangle$ with $n = [n_{min}, 1]$, if $C.r(c_i, c_k) \in s$ delete this atom, and
3. add all the atoms that are declared as positive effects of the action.

Following this definition allows for a declaration of actions using arbitrary relations and state-variables

that may have at most one value. The ontology, more specifically the numeric role constraints can be used to distinguish the two cases.

3.3 Methods

The definition of methods in KEWI is not yet finished. As the framework is at least partially application-driven, we may need to further refine the conceptual framework outlined (but not fully defined) below.

The approach adopted in KEWI follows standard HTN planning concepts: a method describes how a larger task can be broken down into smaller tasks which, together, accomplish the larger task.

A method is defined by a method name with some parameters. The name usually suggests how something is to be done and the parameters have the same function as in action types; they are the objects that are used or manipulated during the instantiation of a method. Next, a method must declare the task that is accomplished by the method. This is defined by a task name usually describing what is to be done, and again some parameters. For primitive tasks, the task name will be equal to the name of an action type, in which case no further refinement is required. For non-primitive tasks, a method also includes a set of subtasks. In KEWI, the ordering constraints between subtasks are declared with the subtask, rather than as a separate component of the method. This is simply to aid readability without changing the expressiveness.

In addition, to these standard components, KEWI allows the specification of high-level effects and subgoal-subtasks. The aim here is to allow for a representation that supports flat, PDDL-like planning domains as well as hierarchical planning domains.

When a method declares that it achieves a high-level effect, then every decomposition of this method must result in an action sequence which will achieve the high-level effect after the last action of the sequence has been completed. This could allow a planner to use a method as if it was an action in a backward search. An alternative view is that such a method functions as a macro action type in the domain.

A method may also include subtasks that are effectively subgoals. For example, the subtask “achieve $C.r(c_i, c_j)$ ” may be used to state that at the corresponding point in the subtask the condition $C.r(c_i, c_j)$ must hold in the state. The idea being that a planner may revert to flat planning (such as state-space search) to find actions to be inserted into the plan at this point, until the subgoal is achieved.

This mixed approach is not new and has been used in practical planners like O-Plan (Currie and Tate, 1991). However, the semantics has not been formally

defined for this approach, something we shall attempt in future work.

3.4 Export to PDDL

Given that most modern planners accept planning domains and problems in PDDL syntax as their input, one of the goals for KEWI was to provide a mechanism that exports the knowledge in KEWI to PDDL. Of course, this will not include the HTN methods as PDDL does not support hierarchical planning formalisms.

3.4.1 Function Terms

The first construct that must be removed from KEWI’s representation are the function terms that may be used to refer to objects. In PDDL’s preconditions and effects only variables (or symbols) may be used to refer to objects. The following function can be used to eliminate a function term of the form $C.r(t)$ that occurs in an action type O ’s preconditions or effects.

```
function eliminate-fterms( $C.r(t), O$ )
  if is-fterm( $t$ ) then
    eliminate-fterms( $t, O$ )
   $v \leftarrow$  get-variable( $C.r(t), O$ )
  replace every  $C.r(t)$  in  $O$  by  $v$ 
```

The function first tests whether the argument to the given function term is itself a function term. If this the case, it has to be eliminated first. This guarantees that, for the remainder of the function t is either a variable or a symbol. We then use the function “get-variable” to identify a suitable variable that can replace the function term. Technically, this function may return a symbol, but the treatment is identical, which is why we shall not distinguish these cases here. The identification of a suitable variable then works as follows.

```
function get-variable( $C.r(v), O$ )
  for every positive precondition  $p$  of  $O$  do
    if  $p = C.r(v, v')$  then
      if is-fterm( $v'$ ) then
        eliminate-fterms( $v', O$ )
      return  $v'$ 
  retrieve  $\langle r, n, C' \rangle$  from  $C$ 
  add new parameter  $v'$  of type  $C'$  to  $O$ 
  add new precondition  $C.r(v, v')$  to  $O$ 
  return  $v'$ 
```

This function first searches for an existing, positive precondition that identifies a value for the function. Since function terms may only be used for constraints that have at most one value, there can only be

at most one such precondition. If such a precondition exists, its role filler (v' , a variable or a symbol) may be used as the result. If no such precondition can be found, the function will create a new one and add it to the operator. To this end, a new parameter must be added to the action type, and to know the type of the variable we need to retrieve the role filler type from the role constraint. In practise, we also use the type name to generate a suitable variable name. Then a new precondition can be added that effectively binds the function to the role filler. And finally, the new variable may be returned.

3.4.2 Handling nothing

The next construct that needs to be eliminated from the KEWI representation is any precondition that uses the role filler `nothing`. Note that this symbol does not occur in states and thus cannot be bound in traditional PDDL semantics. Simply adding this symbol to the state is not an option since other preconditions that require a specific value could then be unified with this state atom. For example, if we had an explicit atom that stated `holds(k1, nothing)` in our state, then the precondition `holds(?k, ?c)` of the load action type would be unifiable with this atom. An inequality precondition may solve this problem, but only if the planner can correctly handle inequalities. The alternative approach we have implemented in KEWI is described in the following algorithm.

```

function eliminate-nothing( $O$ )
  for every precondition  $p = C.r(v, \perp)$  do
    replace  $p$  with  $C.r.\perp(v)$ 
    if  $O$  has an effect  $e = C.r(v, v')$ 
      add another effect  $\neg C.r.\perp(v)$ 

```

The idea behind this approach is to use a new predicate to keep track of state-variables that have no values in a state. This is the purpose of the new predicate “ $C.r.\perp$ ”, indicating the role r of concept C has no filler for the given argument. This is a common approach in knowledge engineering for planning. For example, in the classic blocks world we find a “holds” relation for when a block is being held, and a predicate “hand-empty” for when no block is held.

The algorithm above uses this technique to replace all preconditions that have `nothing` as a role filler with a different precondition that expresses the non-existence of the role filler. To maintain this condition, it will also be necessary to modify the effects accordingly. This is done by adding the negation of this new predicate to corresponding existing effects.

Since this is pseudo code, the algorithm actually omits a few details, e.g. the declaration of the new

predicate in the corresponding section of the PDDL domain, and the fact that the planning problem also needs to be modified to account for the new predicate. Both is fairly straight forward to implement.

3.4.3 State-Variable Updates

Finally, the cases in which the value of a state-variable is simply changed needs to be handled. The approach we have adopted here is identical to the approach described in (Ghallab et al., 2004). That is, when an effect assigns a new value to a state-variable, e.g. $C.r(v, v_{new})$, we need to add a precondition to get the old value, e.g. $C.r(v, v_{old})$, and then we can use this value in a new negative effect to retract the old value: $\neg C.r(v, v_{old})$.

4 EVALUATION: THE DOCK WORKER ROBOTS DOMAIN

In this section we shall describe some experiences gained while re-engineering an existing and well understood planning domain, the dock worker robots (DWR) domain described in (Ghallab et al., 2004). Basically, a problem in this domain consists of a set of locations at which containers are piled into stacks. Cranes at these locations can move the containers around at the same location, and robots can be used to move containers between locations. The current state is a given configuration of containers in piles and the goal is usually to shift the containers to different piles.

4.1 Ontology

The original planning domain specified in PDDL defines a trivial ontology that consists of just the five types of objects that are involved in the actions as shown in figure 2. There is hierarchy and concepts are defined by name only. The text following a semicolon are comments and ignored by the reasoning engine.

Apart from the lack of any intensional knowledge about these types, this conceptualisation also does not use a separate type for the pallets that are at the bottom of each pile. In fact, a single pallet is declared as an instance of type `container` in the problem files and the same pallet is used at the bottom of every pile. This solution works in a planning engine but is clearly unsatisfactory from a knowledge engineering perspective.

The KEWI version of the domain we have developed is shown in figure 3 is obviously much richer. There is some hierarchical structure, e.g. the class `stackable` has two sub-classes, `container` and


```

(:types
 location      ; there are several connected locations in the harbour
 pile          ; is attached to a location
              ; it holds a pallet and a stack of containers
 robot        ; holds at most 1 container, only 1 robot per location
 crane        ; belongs to a location to pickup containers
 container)

```

Figure 2: The types declared in the original PDDL domain

pallet. Most classes have associated role constraints that provide an intensional definition of the class. In addition to the types from the original domain, the KEWI version also defines a colour property which is there solely to illustrate the use of properties and should be ignored by a planner. Adjacency between locations is specified as a relation not associated with any concept.

The use of an explicit class for pallets is the only significant difference in the original conceptualisation and the KEWI version of the DWR ontology. What appears as a complication at first is actually a simplification since there is no longer a need for piles. Piles can be identified by the pallets on which they are stacked.

When the PDDL version of the domain is generated from the KEWI environment, most of the ontological information is lost, of course, as PDDL is not sufficiently expressive for the kind of ontology KEWI uses. However, the information is used to generate additional relations and modify the operator specifications that are generated.

4.2 Action Types

The original PDDL specification of the DWR domain specifies five action types:

- `move`: a robot moves from one location to an adjacent location
- `load`: a crane loads the container onto a robot
- `unload`: a crane unloads a container from a robot
- `take`: a crane takes a container from a pile
- `put`: a crane puts the container onto a pile

All of these operators were (manually) re-encoded in KEWI, exploiting the richer ontology and other language features described above. The result is a more concise representation that reduces the need for certain explicit, but redundant parameters, preconditions and effects. The generation of PDDL from KEWI results in a specification that cannot make reference to the ontology and therefore is not as concise

as the KEWI version. In fact, as shown in table 1, it even uses some additional parameters, preconditions and effects.

Clearly, the KEWI version of the domain is the most concise. The use of function terms avoids the explicit introduction of parameters. From a knowledge engineering perspective, this means the actions can be specified in terms of the main objects involved. A similar construct is available in PDDL, where certain variables are “local” and not used in the parameter specification. However, this is not widely supported by planners and used in few domain specifications. The KEWI representation also uses fewer preconditions and effects. This is mostly because of the use of role constraints with `nothing` as their value. Thus, both reasons for a more concise representation are directly related to the richer ontology.

Perhaps the most interesting operator to take a closer look at is the most complex action type specified here, the `put` action. The original PDDL version is shown in figure 4. The first local variable, `?else`, is a reference to the container (or pallet) that is at the top of the pile before the action executed. Two of the preconditions are static, two are dynamic. Interestingly, the last of the preconditions, `(top ?else ?p)`, is not so much a logical precondition but simply a way to bind the local variable `?else` such that it may be used in the effects. There are no negative preconditions. The effects are a mixture of four positive and two negative effects.

Compare this to the KEWI version of the same operator. In the web interface, the normal view provides many links for navigating the knowledge, whereas the edit view shows a form with fields for different parts of the representation are shown in figure 5. The explicit break-down in the edit view is meant to support the knowledge engineer by listing the components available in the language.

The complete formalism specifying the action type in KEWI is shown in figure 6. At first glance it appears less concise, but this is simply because the symbols are more verbose, e.g. no single letter variables are used and role constraints make the object

```

(:class agent)
(:class crane
  (:super-class agent)
  (:role at (:min 1) (:max 1) (:class location))
  (:role holds (:max 1) (:class container)))
(:class robot
  (:super-class agent)
  (:role loaded-with (:max 1) (:class container))
  (:property has-colour (:min 1) (:max 1) (:type colour)))
(:class location
  (:role occupied-by (:max 1) (:class robot)))
(:class stackable)
(:class container
  (:super-class stackable)
  (:role on (:max 1) (:class stackable))
  (:role piled-on (:max 1) (:class pallet))
  (:property paint (:min 1) (:max 1) (:type colour)))
(:class pallet
  (:super-class stackable)
  (:role at (:min 1) (:max 1) (:class location))
  (:role top (:min 1) (:max 1) (:class stackable)))
(:property colour
  (:values ( red green blue )))
(:relation adjacent
  (:arguments ( (?loc1 location) (?loc2 location) )))

```

Figure 3: The ontology of the DWR domain in KEWI

Table 1: Number of parameters, preconditions and effects in the different versions of the DWR domain

	Original PDDL			KEWI			Generated PDDL		
	params	precs	effects	params	precs	effects	params	precs	effects
move	3	3	4	3	3	2	3	3	4
load	4	4	4	3	3	2	4	4	4
unload	4	4	4	3	3	2	4	4	4
take	5	6	6	2	3	4	6	7	8
put	5	4	6	3	4	4	6	7	8

```

(:action put
  :parameters (?k - crane ?c - container ?p - pile)
  :vars (?else - container ?l - location)
  :precondition (and (belong ?k ?l) (attached ?p ?l)
                    (holding ?k ?c) (top ?else ?p))
  :effect (and (in ?c ?p) (top ?c ?p) (on ?c ?else)
              (not (top ?else ?p)) (not (holding ?k ?c))
              (empty ?k)))

```

Figure 4: The original PDDL version of put

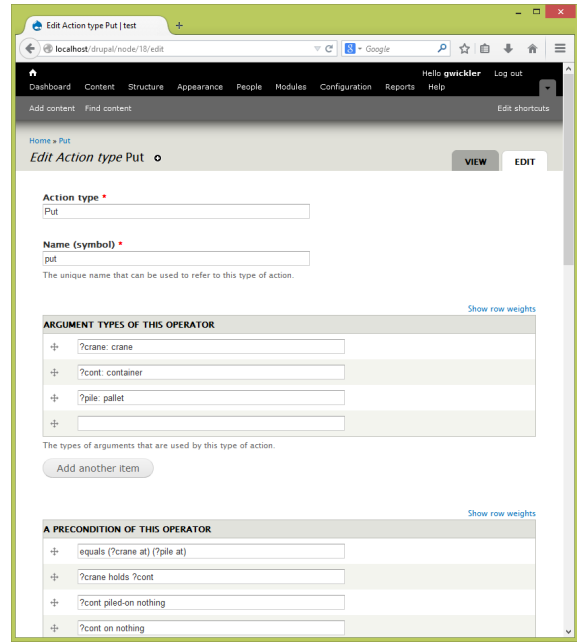
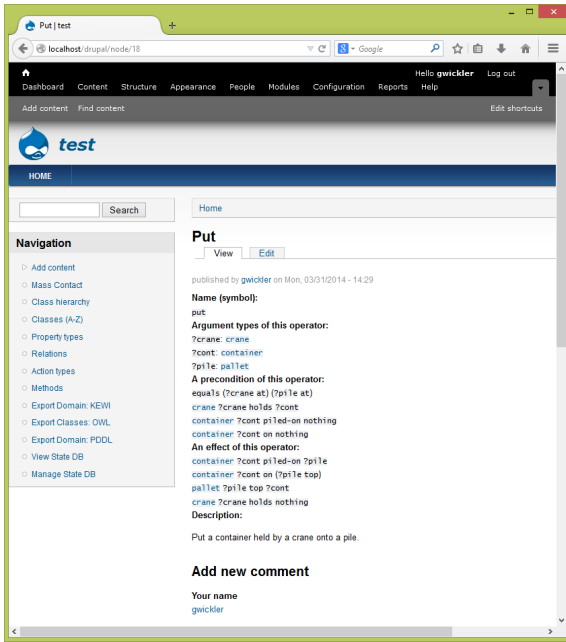


Figure 5: Different views of put in KEWI

type explicit. None of the local variables need to be represented in KEWI as the values they refer to can be described with functional terms.

The first of the preconditions requires the location of the crane and the location of the pile to be equal. This corresponds to the first two preconditions in the PDDL version, where the equality is implicit in the use of the same variable. The main dynamic precondition, that the crane must hold the container, is present in both representations. The remaining preconditions are necessary to make the planner work in both cases, to bind the local variable `?else` or to declare the values of state-variables before execution. Normally this is not necessary in KEWI, unless there is no previous value (i.e. the value is `nothing`) which is the case here. This could be avoided through the use of axioms, which can be declared in the KEWI ontology, but are not currently used for reasoning. Such an axiom would state that, if a container is held by a crane, this container is not on another stackable object (container or pallet) and that this container is not piled on any pallet. Using axioms like this would avoid the last two preconditions shown in the KEWI operator.

The effects of the KEWI version are fairly straightforward. The first effect corresponds to the first effect of the original operator. The second effect corresponds to the third original effect, where the previously top-most container is referred to by a function term, rather than a local variable. The third KEWI effect corresponds directly to the second original effect and the first negative effect. The use of a state-

variable makes this more concise in KEWI. The final KEWI effect corresponds to the second negative original effect and the final positive effect.

The final version of the `put` operator is the PDDL version that is generated by KEWI. The full specification is not shown here as the additional parameters, preconditions and effects are just artefacts of the translation process, and they are not very interesting. For example, the equality precondition in KEWI translates into two additional parameters and preconditions, one for each function term. Then the equality itself becomes another precondition on the two new parameters. Clearly, there is optimisation potential, but since this representation is not meant for human consumption and planners should be well capable of compiling out these redundancies, this is not something we are going to dwell on.

4.3 Planning with KEWI

More interesting is to see what a planner actually makes of the PDDL generated by KEWI compared to the original PDDL version. To this end, we have taken two DWR problems¹ and adapted them to the representation used in the generated KEWI. This has to be done manually, which is why only two examples were used. The translation is fairly straightforward, requiring the change of all predicate names and

¹See <http://projects.laas.fr/planning/> for a full definition of these problems.

```

(:action-type put
  (:arguments ( (?crane crane) (?cont container) (?pile pallet) ))
  (:precondition (:and
    (:relation equals ( (crane.at ?crane) (pallet.at ?pile) ))
    (:constraint crane.holds ( ?crane ?cont ))
    (:constraint container.piled-on ( ?cont nothing ))
    (:constraint container.on ( ?cont nothing ))))
  (:effect (:and
    (:constraint container.piled-on ( ?cont ?pile ))
    (:constraint container.on ( ?cont (pallet.top ?pile) ))
    (:constraint pallet.top ( ?pile ?cont ))
    (:constraint crane.holds ( ?crane nothing )))))

```

Figure 6: The KEWI version of put

in one case swapping the order of the parameters. The change from a single pallet to multiple pallets but no piles was surprisingly trivial. The only real difference is the `occupied` predicate used in the original problems. The KEWI-generated PDDL contains a `location-no-occupied-by` predicate which is effectively the complement of the `occupied` predicate, indicating when a location is free.

With these two problems translated (manually) it was then possible to run a planner on them. We have chosen the FF planning system, a robust state-space search planner that supports all the features used in the original as well as the generated version of the problem. The result is shown in table 2.

The first problem is a very simple case with two locations, one robot and six containers to be moved to the other location. The second problem is complex, involving eight locations and three robots that need to shift more than 20 containers around the locations. The initial reachability analysis performed by FF shows that the KEWI generated version has more facts and actions, which means the additional predicates give rise to some redundant information that cannot be compiled away by the planner. Interestingly enough, this redundant information leads to a smaller number of states being explored for both problems. However, processing the additional information incurs an overhead that results in a larger overall search time. While this is not good news, it must also be pointed out that the resulting plan is shorter at least for the more complex problem. Thus, one could argue the performance is roughly equivalent for the original and the KEWI-generated versions.

4.4 Further Evaluation

This work is being carried out with an industrial partner with significant experience in control and automa-

tion as well as simulation, and we are using a real application of knowledge acquisition and engineering in their area of expertise. The development of KEWI is in fact work in progress, and its evaluation is ongoing, and being done in several ways: (i) An expert engineer from the industrial partner is using KEWI, in parallel with the developers, to build up a knowledge base of knowledge about artefacts, operations, procedures etc. in their domain. (ii) We have created a hand-crafted PDDL domain and problem descriptions of part of the partner's domain and for the same problem area we have generated PDDL automatically from a tool inside KEWI. We are in the process of comparing the two methods and the PDDL produced. An interface to a simulation system is being developed which will help in this aspect. (iii) We are working with another planning project in the same application, which aims to produce natural language explanations and argumentation supporting plans. In the future we believe to combine KEWI with this work, in order that (consistent with involving the user in model creation) the user will be able to better validate the planning operation.

5 CONCLUSIONS

In this paper we have introduced KEWI, a knowledge engineering tool for modelling planning tasks, and we have given a formal account of parts of its structure and tools. KEWI represents domain knowledge in an object-centred way which is more compact and expressive than PDDL (which uses a literal-centred approach to representing domain knowledge).

As well as the usual advantages of an object-centred approach, the use of a rich ontology with numeric role constraints enables the use of function

Table 2: Running FF on different versions of two DWR problems

	reachable		states searched	initial distance	plan length	total time
	facts	actions				
PDDL pb12	121	362	101	25	34	0.00
KEWI pb12	161	506	96	25	34	0.31
PDDL pb38	1453	15306	94265	104	277	2473.12
KEWI pb38	1889	21642	72565	104	235	3637.81

terms as object references and explicit non-existence conditions. This allows for a more concise and more natural style of representing planning knowledge. Therefore, capturing and maintaining domain knowledge in KEWI is easier, especially for users who are not experts in automated planning.

Because most of the existing planning engines support only PDDL, KEWI is able to export domain knowledge into PDDL. We demonstrated that there are no significant differences between hand-crafted and automatically generated PDDL models. Moreover, KEWI has a user-friendly interface which is simple enough to support domain experts in encoding knowledge and it is designed to enable groups of users to capture, store and maintain knowledge over a period of time, thus facilitating knowledge reuse.

In future work, we plan to extend KEWI by (i) extending the representation to include numeric fluents, time, and, eventually, continuous processes (ii) developing validation and verification methods which help users to debug and adapt created planning domain and problem descriptions (iii) adding automated acquisition tools which can add to KEWI's knowledge by inputting batch or real time data from process simulations inspired by the real domain KEWI is being used to model.

Acknowledgements

The research was funded by the UK EPSRC Autonomous and Intelligent Systems Programme (grant no. EP/J011991/1). The University of Edinburgh and research sponsors are authorised to reproduce and distribute reprints and online copies for their purposes notwithstanding any copyright annotation hereon.

REFERENCES

Ai-Chang, M., Bresina, J. L., Charest, L., Chase, A., jung Hsu, J. C., Jónsson, A. K., Kanefsky, B., Morris, P. H., Rajan, K., Yglesias, J., Chafin, B. G., Dias, W. C., and Maldague, P. F. (2004). Mapgen: Mixed-initiative planning and scheduling for the mars exploration rover mission. *IEEE Intelligent Systems*, 19(1):8–12.

Barreiro, J., Boyce, M., Do, M., Frank, J., Iatauro, M., Kichkaylo, T., Morris, P., Ong, J., Remolina, E., and Smith, T. (2012). EUROPA: A platform for AI planning, scheduling, constraint programming, and optimization. In *4th International Competition on Knowledge Engineering for Planning and Scheduling (ICK-EPS)*.

Currie, K. and Tate, A. (1991). O-Plan: The open planning architecture. *Artificial Intelligence*, 52:49–86.

Ghallab, M., Nau, D., and Traverso, P. (2004). *Automated Planning*. Morgan Kaufmann.

Jonsson, P. and Bäckström, C. (1998). State-variable planning under structural restrictions: Algorithms and complexity. *Artificial Intelligence*, 100:125–176.

Leshed, G., Haber, E. M., Matthews, T., and Lau, T. A. (2008). Coscripter: automating & sharing how-to knowledge in the enterprise. In *CHI*, pages 1719–1728.

McCluskey, T. L. and Kitchin, D. E. (1998). A tool-supported approach to engineering HTN planning models. In *In Proceedings of 10th IEEE International Conference on Tools with Artificial Intelligence*.

Plch, T., Chomut, M., Brom, C., and Barták, R. (2012). Inspect, edit and debug PDDL documents: Simply and efficiently with PDDL studio. *ICAPS12 System Demonstration*, page 4.

Schreiber, G., Akkermans, H., Anjewierden, A., de Hoog, R., Shadbolt, N., de Velde, W. V., and Wielinga, B. J. (1999). *Knowledge Engineering and Management: The CommonKADS Methodology*. MIT Press, Cambridge, Mass., 2nd ed. edition.

Simpson, R., Kitchin, D. E., and McCluskey, T. (2007). Planning domain definition using gipo. *Knowledge Engineering Review*, 22(2):117–134.

Smith, D. E., Frank, J., and Cushing, W. (2008). The anml language. *Proceedings of ICAPS-08*.

Vaquero, T. S., Tonaco, R., Costa, G., Tonidandel, F., Silva, J. R., and Beck, J. C. (2012). itSIMPLE4.0: Enhancing the modeling experience of planning problems. In *System Demonstration – Proceedings of the 22nd International Conference on Automated Planning & Scheduling (ICAPS-12)*.

Vodrážka, J. and Chrpá, L. (2010). Visual design of planning domains. In *KEPS 2010: Workshop on Knowledge Engineering for Planning and Scheduling*.

Wickler, G., Tate, A., and Hansberger, J. (2013). Using shared procedural knowledge for virtual collaboration support in emergency response. *IEEE Intelligent Systems*, 28(4):9–17.