



University of HUDDERSFIELD

University of Huddersfield Repository

Hassin, Osama

Different Signal Processing Techniques for Predicting the Condition of Journal Bearings

Original Citation

Hassin, Osama (2013) Different Signal Processing Techniques for Predicting the Condition of Journal Bearings. In: Proceedings of Computing and Engineering Annual Researchers' Conference 2013 : CEARC'13. University of Huddersfield, Huddersfield, p. 232. ISBN 9781862181212

This version is available at <http://eprints.hud.ac.uk/id/eprint/19403/>

The University Repository is a digital collection of the research output of the University, available on Open Access. Copyright and Moral Rights for the items on this site are retained by the individual author and/or other copyright owners. Users may access full items free of charge; copies of full text items generally can be reproduced, displayed or performed and given to third parties in any format or medium for personal research or study, educational or not-for-profit purposes without prior permission or charge, provided:

- The authors, title and full bibliographic details is credited in any copy;
- A hyperlink and/or URL is included for the original metadata page; and
- The content is not changed in any way.

For more information, including our policy and submission procedure, please contact the Repository Team at: E.mailbox@hud.ac.uk.

<http://eprints.hud.ac.uk/>

Different Signal Processing Techniques for Predicting the Condition of Journal Bearings



Osama Hassin, PhD Student, 1st year
 Supervised by : Prof. A. Ball
 Co-Supervised : Dr. F. Gu
 Computing and Engineering, Systems Engineering
 Centre for Efficiency & Performance Engineering (CEPE)

ABSTRACT

- Journal bearings are used to support shafts.
- Vibration condition monitoring is to detect, diagnose and prognoses faults [1].
- Show the differences between the time domain, frequency domain and time-frequency analysis (STFT) of Journal bearing vibration signal.

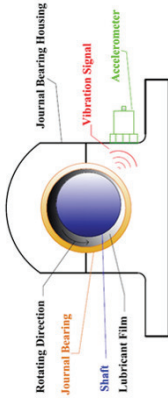


Figure 1: Journal Bearing Vibration Generation



Figure 2: Self-aligning Journal Bearing

THEORETICAL BACKGROUND

- Time domain analysis gives the behaviour of the signal over time which allows predictions and regression models for the signal [2].
- Frequency-domain data are obtained by converting time-domain data using a mathematical technique referred to as Fast Fourier Transform (FFT) [2]

- Time-frequency analysis is short-time Fourier Transform (STFT) investigates waveform signals in both time and frequency domain at same time [2].

$$STFT(t', u) = \int_t [f(t) \cdot W(t - t')]. e^{-i2\pi ut} dt$$

Window should be narrow enough to make sure that the portion of the signal falling within the window is stationary.




Figure 3: explain how STFT window is stationary portion of the signal [3]

Test Rig Facility

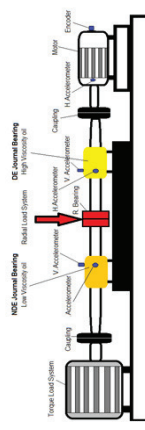


Figure 4: Schematic diagram of test rig




Figure 5: Journal Bearing Rig

Results and Discussion

- The time domain and frequency domain of journal bearings at high speed, high radial load and low viscosity oil




Figure 6: time domain

Time-frequency STFT presentation




Figure 7: frequency domain

Conclusion

- Time-frequency not only presents the frequency content of the signal but also shows when it occurs.
- STFT Narrow window means good time resolution, poor frequency resolution.
- STFT wide window means good frequency resolution, poor time resolution.

References

1. Laakso, K., T. Rosqvist, and J.L. Paulsen, The use of condition monitoring information for maintenance planning and decision-making 2002: Technical Report, NKS-80.
2. Jardine, A.K.S., D. Lin, and D. Banjevic, A review on machinery diagnostics and prognostics implementing condition-based maintenance. Mechanical Systems and Signal Processing, 2006. 20(7): p. 1483-1510.
3. Anonymous, Vibration Analysis and Signal Processing in LabVIEW, 2012, National Instruments.