



University of HUDDERSFIELD

University of Huddersfield Repository

Acreman, Bev and Stone, Graham

Customer service excellence II

Original Citation

Acreman, Bev and Stone, Graham (2007) Customer service excellence II. In: UKSG 30th UKSG Annual Conference and Exhibition, 16-18 April 2007, University of Warwick. (Unpublished)

This version is available at <http://eprints.hud.ac.uk/id/eprint/9260/>

The University Repository is a digital collection of the research output of the University, available on Open Access. Copyright and Moral Rights for the items on this site are retained by the individual author and/or other copyright owners. Users may access full items free of charge; copies of full text items generally can be reproduced, displayed or performed and given to third parties in any format or medium for personal research or study, educational or not-for-profit purposes without prior permission or charge, provided:

- The authors, title and full bibliographic details is credited in any copy;
- A hyperlink and/or URL is included for the original metadata page; and
- The content is not changed in any way.

For more information, including our policy and submission procedure, please contact the Repository Team at: E.mailbox@hud.ac.uk.

<http://eprints.hud.ac.uk/>

Customer Service Excellence

UKSG Workshop April 2007

Bev Acreman, Taylor & Francis bev.acreman@tandf.co.uk

Graham Stone, University of Bolton, g.stone@bolton.ac.uk

Survey Details

218 respondents – 69.3% Librarians, 30.7% publishers

Librarian Survey

How many journals does your library subscribe to?

1-1,000	25	23.6%
1,001-5,000	41	38.7%
5,001-10,000	16	15.1%
10,000+	24	22.6%
Total	106	100.0%

How important are the following to you (split by library size)

That publishers have performance standards and make these available to their customers.

	Very Unimportant	Quite Unimportant	Neither Important nor Unimportant	Quite Important	Very Important	Response Total
1-1,000	0%	17%	30%	30%	22%	23
1,001-5,000	5%	28%	25%	28%	15%	40
5,001-10,000	6%	12%	25%	38%	19%	16
10,001+	13%	22%	13%	22%	30%	23
All Libraries	6%	22%	24%	28%	21%	102

That publishers consult their customers so that they can improve their services

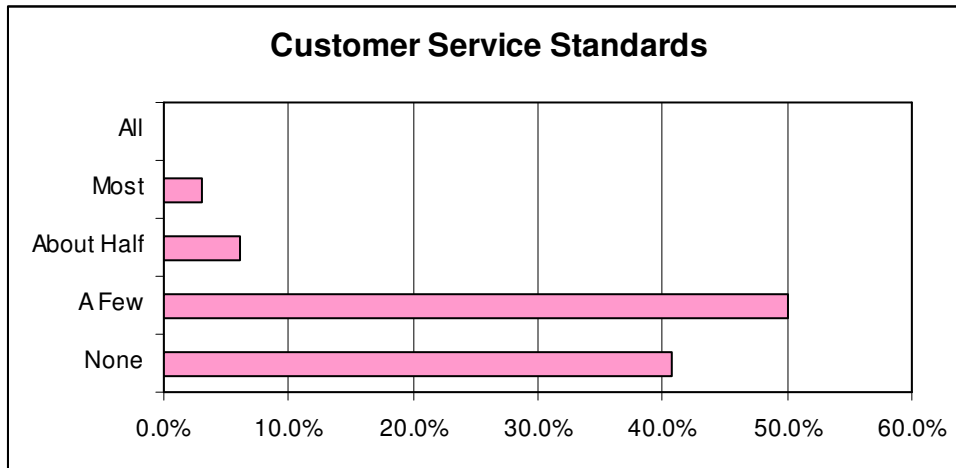
	Very Unimportant	Quite Unimportant	Neither Important nor Unimportant	Quite Important	Very Important	Response Total
1-1,000	0%	21%	0%	46%	33%	24
1,001-5,000	20%	12%	2%	30%	35%	40
5,001-10,000	19%	19%	0%	25%	38%	16
10,001+	9%	22%	0%	22%	48%	23
All Libraries	13%	17%	1%	31%	38%	103

That publishers follow up queries to ensure their customers are satisfied

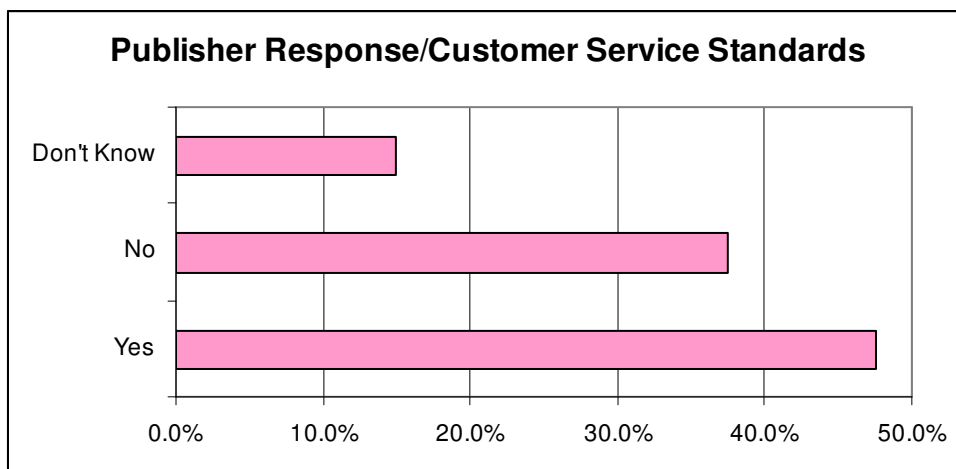
	Very Unimportant	Quite Unimportant	Neither Important nor Unimportant	Quite Important	Very Important	Response Total
1-1,000	17%	4%	0%	21%	58%	24
1,001-5,000	30%	5%	2%	8%	55%	40
5,001-10,000	38%	0%	0%	6%	56%	16
10,001+	17%	13%	0%	9%	61%	23
All Libraries	25%	6%	1%	11%	57%	103

Customer Service Standards

We asked librarians how many publishers that they were aware of had published customer service performance standards:



When we asked the publishers how many actually did have standards:



But the majority who selected yes/no had no intention of making those performance standards available to customers or publishing details of their performance against

them. From the responses it would appear that librarians care far more about publishers following up on queries/complaints than having published standards to adhere to. Where there are standards being developed, it is clear that customers want to be involved in drafting them.

Librarian's Preferred Methods of Consultation

	Dislike Very Much	Dislike	Neither Like nor Dislike	Like	Like Very Much
1. Focus Groups					
1-1,000	8%	12%	64%	16%	0%
1,001-5,000	3%	18%	24%	50%	5%
5,000-10,000	6%	12%	38%	31%	12%
10,000+	0%	4%	35%	48%	13%
Overall	4%	13%	38%	38%	7%

	Dislike Very Much	Dislike	Neither Like nor Dislike	Like	Like Very Much
2. Online Surveys					
1-1,000	0%	4%	24%	56%	16%
1,001-5,000	5%	5%	24%	47%	18%
5,000-10,000	0%	6%	31%	56%	6%
10,000+	0%	4%	30%	61%	4%
Overall	2%	5%	26%	54%	13%

	Dislike Very Much	Dislike	Neither Like nor Dislike	Like	Like Very Much
3. User Groups/ Advisory Boards					
1-1,000	0%	12%	20%	56%	12%
1,001-5,000	3%	0%	8%	57%	32%
5,000-10,000	0%	6%	25%	50%	19%
10,000+	0%	0%	13%	57%	30%
Overall	1%	4%	15%	55%	25%

	Dislike Very Much	Dislike	Neither Like nor Dislike	Like	Like Very Much
4. Roadshows					
1-1,000	4%	16%	48%	28%	4%
1,001-5,000	5%	11%	41%	38%	5%
5,000-10,000	0%	19%	50%	25%	6%
10,000+	0%	13%	57%	30%	0%
Overall	3%	14%	48%	32%	4%

	Dislike Very Much	Dislike	Neither Like nor Dislike	Like	Like Very Much
5. Beta Tests					
1-1,000	0%	8%	46%	46%	0%
1,001-5,000	6%	6%	31%	50%	8%
5,000-10,000	0%	19%	12%	56%	12%
10,000+	0%	9%	30%	35%	26%
Overall	2%	9%	31%	46%	11%

Publisher's Actual Method of Communication

	Never	Rarely	Sometimes	Often	Very Often	Don't Know
Focus Groups	33%	19%	33%	14%	0%	0%
Online Surveys	17%	25%	25%	22%	11%	0%
Library Advisor/User Groups	19%	19%	19%	31%	11%	0%
Roadshows	26%	18%	24%	26%	3%	3%
Beta Tests	26%	18%	26%	15%	9%	6%

What have the publishers done well in terms of customer service?

Librarians: Most valuable aspect of Customer Service that Publishers have introduced in the last five years

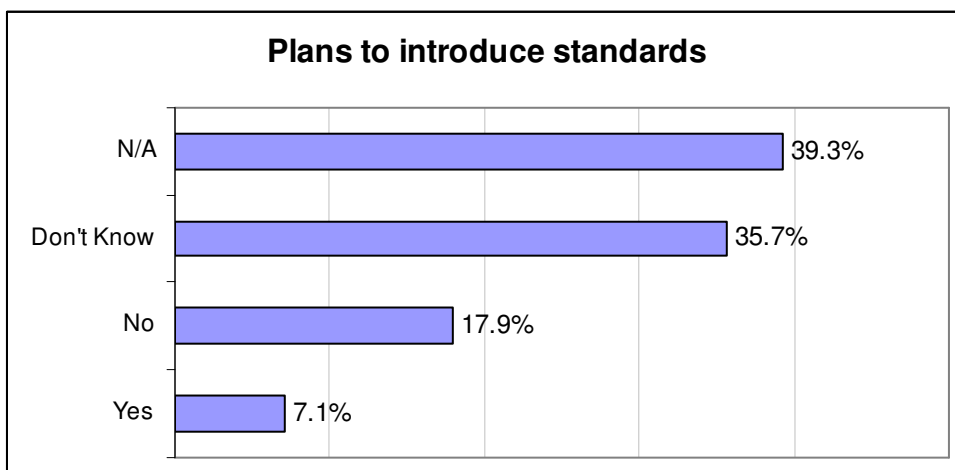
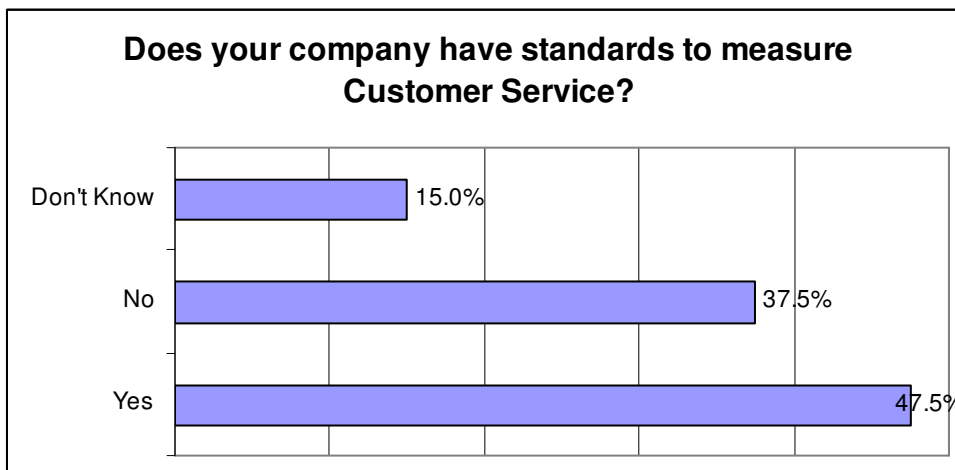
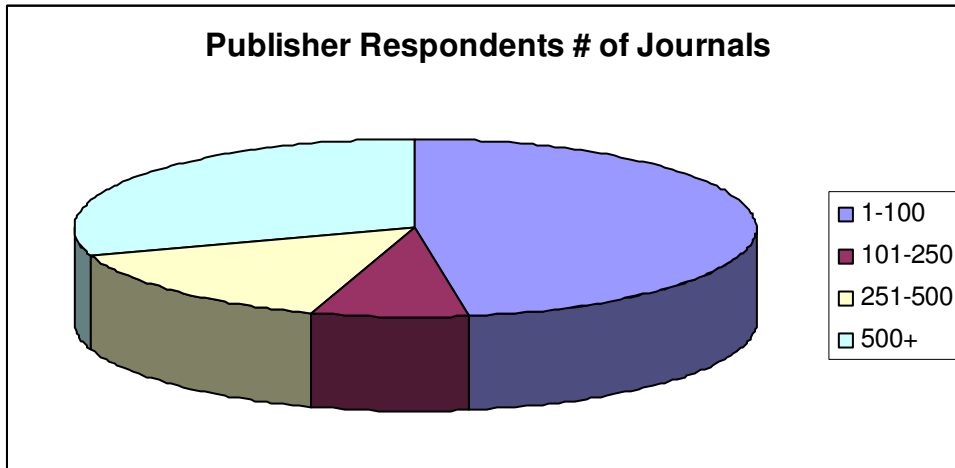
(all responses with more than one respondent)

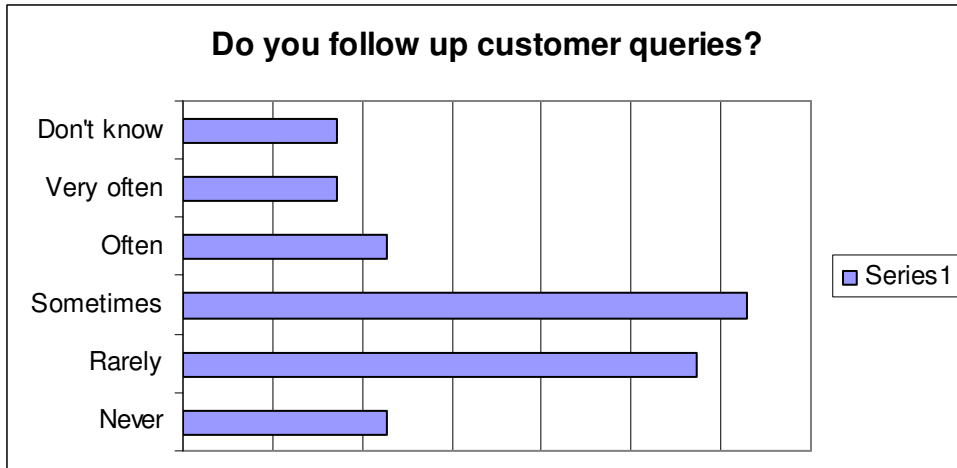
Active participation in blogs and listservs	3	6%
Admin Sites on ejournals platforms	6	11%
Dedicated Online Support departments	3	6%
Email notifications of changes	11	21%
More outreach to customers	2	4%
Named Contacts	4	8%
Regular Newsletters	4	8%
Reliability of Platforms/Better notice of downtime	2	4%
Up to date & Useful Websites	5	9%
Usage Stats	6	11%
Nothing at all/ha ha ha/Don't know	7	13%
Total	53	100%

Publishers: Most valuable aspect of Customer Service that you have introduced in the last five years

Key Account Managers	1	7%
Investment in better systems	1	7%
Online Support Desk	2	14%
24-hour turnaround on enquiries	3	21%
Flexibility in approach	1	7%
Direct Mail to product managers	1	7%
Outsourced Distribution	1	7%
Investment in staff	3	21%
More outreach to customers	1	7%
Total	14	100%

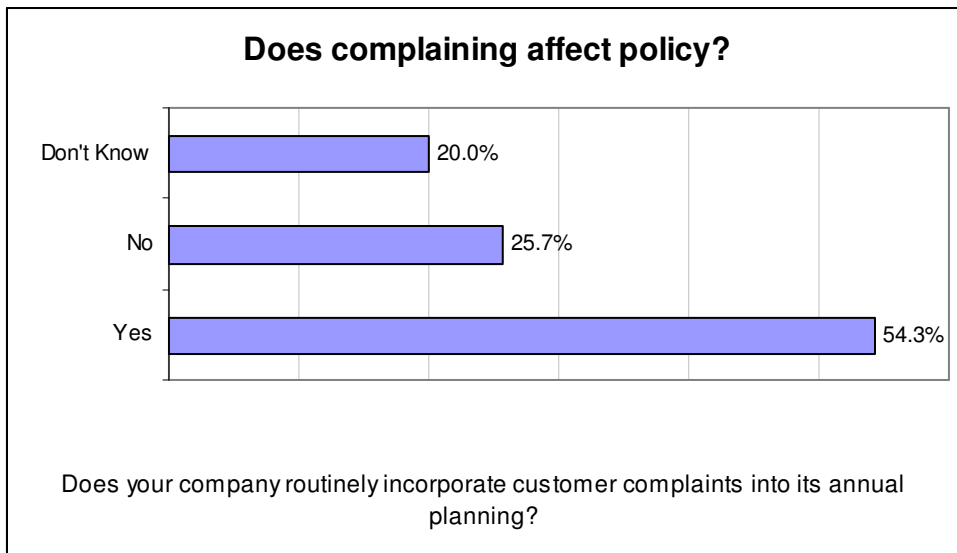
Publishers Survey

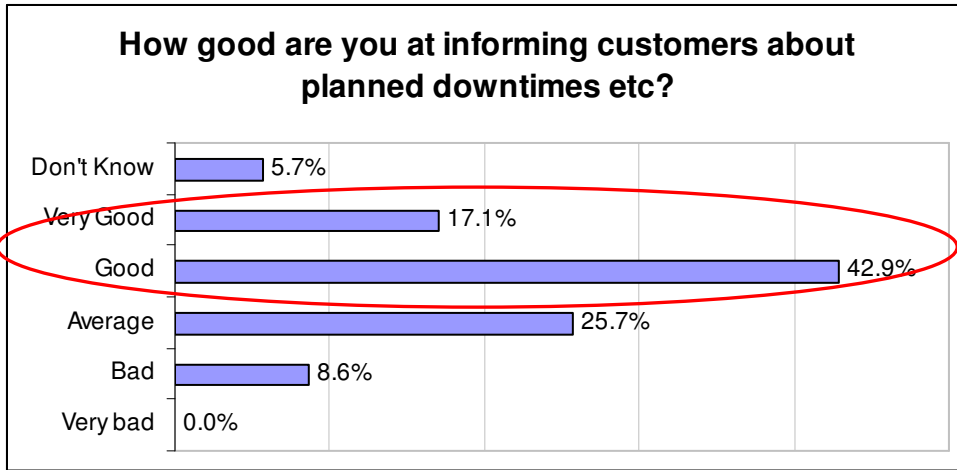




Publisher's Actual Method of Communication

	Never	Rarely	Sometimes	Often	Very Often	Don't Know
Focus Groups	33%	19%	33%	14%	0%	0%
Online Surveys	17%	25%	25%	22%	11%	0%
Library Advisor/User Groups	19%	19%	19%	31%	11%	0%
Roadshows	26%	18%	24%	26%	3%	3%
Beta Tests	26%	18%	26%	15%	9%	6%





..and the librarian's view of the same question:

