



University of HUDDERSFIELD

University of Huddersfield Repository

Prescott, Stephen, Hope, Angela and Fish, Michael

Developing essential nursing DVD's: A collaborative project

Original Citation

Prescott, Stephen, Hope, Angela and Fish, Michael (2010) Developing essential nursing DVD's: A collaborative project. In: Human and Health Sciences Research Open Day, 17 March 2010, University of Huddersfield. (Unpublished)

This version is available at <https://eprints.hud.ac.uk/id/eprint/7265/>

The University Repository is a digital collection of the research output of the University, available on Open Access. Copyright and Moral Rights for the items on this site are retained by the individual author and/or other copyright owners. Users may access full items free of charge; copies of full text items generally can be reproduced, displayed or performed and given to third parties in any format or medium for personal research or study, educational or not-for-profit purposes without prior permission or charge, provided:

- The authors, title and full bibliographic details is credited in any copy;
- A hyperlink and/or URL is included for the original metadata page; and
- The content is not changed in any way.

For more information, including our policy and submission procedure, please contact the Repository Team at: E.mailbox@hud.ac.uk.

<http://eprints.hud.ac.uk/>



University of
HUDDERSFIELD

Inspiring tomorrow's professionals

Developing essential nursing DVDs: A collaborative project

Stephen Prescott (Senior Lecturer, Adult Nursing)

Angela Hope (Senior Lecturer, Adult Nursing)

Michael Fish (Chief Technician)

Research Festival
8 March ~ 18 March
2010



www.hud.ac.uk/researchfestival

Objectives

- Background to the project
- Overview of what has been filmed so far
- The filming process
- Making the clips available to students
- What now?



University of
HUDDERSFIELD
Inspiring tomorrow's professionals

Research Festival
8 March ~ 18 March
2010

www.hud.ac.uk/researchfestival

Background

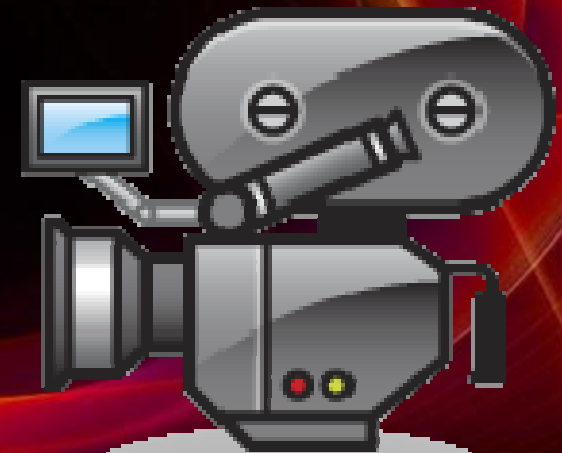
- Clinical Skills book
- Reduce workload of Simulation team
- Out of hours access to Simulation Suite for students
 - Unsupervised practice
 - Touch screens





The filming process

- Steve Burnip (Course Leader, Film and Media Studies)
 - Team assigned to us
 - Met with Director, Producer, Editor and Sound engineer
- Timetable identified
 - Story boards written for each skill during Oct 2008
 - Filming completed between Nov 2008 and Jan 2009
 - Script written during Feb 2009
 - Voice over recorded Mar 2009



More than just a DVD clip

- Essential supporting evidence
- Reviewed key sections from the Clinical Skills book
- Updated supporting evidence
- Peer reviewed



University of
HUDDERSFIELD

Inspiring tomorrow's professionals

Research Festival
8 March ~ 18 March
2010

www.hud.ac.uk/researchfestival

A person wearing blue scrubs is shown from the waist down, standing at a white sink. They are washing their hands under a stream of water from a chrome faucet. The person's hands are positioned under the water, and their fingers are slightly spread. The background is a plain white wall.

HANDWASHING

A person wearing a white lab coat and a pink glove is shown in the process of putting on a purple sterile glove. The person is standing at a metal table where a white paper package containing the gloves is open. The package has a drawing of a hand and some text on it. The background consists of light-colored wooden panels.

**PUTTING ON A PAIR OF
STERILE GLOVES**

A healthcare worker wearing a purple short-sleeved shirt and a blue plastic apron is performing aseptic technique. She is standing in a clinical setting, likely a sterile room, with a white sink and a metal faucet visible in the background. She is holding a white sterile drape with both hands, preparing to place it on a metal stand. The stand has a white sterile drape on top, and a wooden applicator stick is visible on the drape. The text "ASEPTIC TECHNIQUE" is overlaid in a white box with black text in the center of the image.

ASEPTIC TECHNIQUE

REGULAR PRESCRIPTIONS

Month and Date

Tick Time ↓ *02/12* *05/12*

DRUG	Dose	6			
<i>AMITRIPTINE</i>	<i>150mg</i>				
	Start	8			
	<i>02/12/07</i>		✓		

CHECKING A DRUG PRESCRIPTION CHART

Pharmacy	Supply	22		
<i>PS</i>			✓	<i>LH</i>

	Start	Stop	Supply	Signature and Stamp Number	Pharmacy	Supply



**ORAL MEDICATION –
BLISTER PACK**

A healthcare professional is shown dispensing oral medication from a small white bottle into a white plastic cup. The scene is set in a hospital room, with a patient lying in a bed in the background. The patient is wearing a pink top and is holding a wooden tray. The medication cart in the foreground is filled with various medical supplies, including boxes of 'Lipitor' and 'Lipitor J'. The text 'ORAL MEDICATION - BOTTLE' is overlaid on the image.

**ORAL MEDICATION -
BOTTLE**



**ORAL MEDICATION -
LIQUID**



INTRAMUSCULAR INJECTION



**SUBCUTANEOUS
INJECTION**

Additional filming


- Applied for additional funding
- Hired the Producer, Dan Moger
- Filmed during August




University of
HUDDERSFIELD

Inspiring tomorrow's professionals

Research Festival
8 March ~ 18 March
2010



www.hud.ac.uk/researchfestival



**MOVING AN OBJECT
WEIGHIN LESS THAN
25KG**

A healthcare professional in a dark blue scrub top is assisting a male patient in a hospital room. The patient is wearing a light-colored hospital gown and dark pants. The professional is standing behind the patient, with her hands on his chest and arms, providing support. The room contains a hospital bed with a green sheet, a white scale on the left, and several informational posters on the wall. The floor is blue.

ASSISTING WITH STANDING AND WALKING



**BASIC LIFE SUPPORT
OF AN ADULT**



IN-HOSPITAL RESUSCITATION



Current filming

- Adult Branch
 - Putting on an apron
 - Emptying a urinary catheter bag
- Child Branch
 - Infant Basic Life Support
 - Child Basic Life Support
 - Obtaining a naso-pharyngeal aspirate
 - Insertion a Naso-gastric tube in an infant and child



The really technical bit!

- Purchase and installation of touch screens
 - Access within the simulation suite
- Unitube
- Blackboard
- On-site and off-site access



University of
HUDDERSFIELD
Inspiring tomorrow's professionals

Research Festival
8 March ~ 18 March
2010

www.hud.ac.uk/researchfestival

A couple of examples

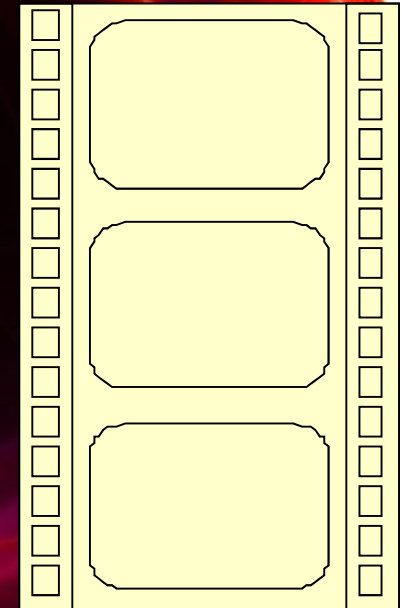
- Hand washing
- In hospital resuscitation



University of
HUDDERSFIELD

Inspiring tomorrow's professionals

Research Festival
8 March ~ 18 March
2010



www.hud.ac.uk/researchfestival

To be continued.....

- Still more to film
- Evaluation
 - Use
 - Usefulness
- Bloomfield, Roberts and While (2010)



University of
HUDDERSFIELD

Inspiring tomorrow's professionals

Research Festival
8 March ~ 18 March
2010

www.hud.ac.uk/researchfestival

The image features a classic hypnotic spiral background, composed of concentric circles in shades of red and black that create a strong sense of depth and motion. In the center of the spiral, the phrase "That's all Folks!" is written in a white, elegant cursive script. The text is positioned slightly to the right of the center, overlapping the dark blue/black core of the spiral. The overall aesthetic is reminiscent of the iconic ending of the Looney Tunes cartoon series.

That's all Folks!

Any questions?



University of
HUDDERSFIELD

Inspiring tomorrow's professionals



Research Festival
8 March ~ 18 March
2010

www.hud.ac.uk/researchfestival

Credits



University of
HUDDERSFIELD

Inspiring tomorrow's professionals

Cast

Sarah Batt

Michelle Chappell

Carl Covill

Angela Hope

Steve Prescott

Julie Williams

Technical Support

Tracy Clayton

Michael Fish

Paul Myall

Kevin Riley

Colin Smith

Steve Varty

Research Festival
March 2010

www.hud.ac.uk/researchfestival