



# University of HUDDERSFIELD

## University of Huddersfield Repository

Zhang, H., Brown, L., Blunt, Liam and Barrans, Simon

Evaluation Of Fretting Wear On The Femoral Stem Surface

### Original Citation

Zhang, H., Brown, L., Blunt, Liam and Barrans, Simon (2009) Evaluation Of Fretting Wear On The Femoral Stem Surface. In: International Conference on Bioengineering and Biomaterials, 18 - 20 March 2009, ENSAM, Meknes, Morocco.

This version is available at <http://eprints.hud.ac.uk/id/eprint/3891/>

The University Repository is a digital collection of the research output of the University, available on Open Access. Copyright and Moral Rights for the items on this site are retained by the individual author and/or other copyright owners. Users may access full items free of charge; copies of full text items generally can be reproduced, displayed or performed and given to third parties in any format or medium for personal research or study, educational or not-for-profit purposes without prior permission or charge, provided:

- The authors, title and full bibliographic details is credited in any copy;
- A hyperlink and/or URL is included for the original metadata page; and
- The content is not changed in any way.

For more information, including our policy and submission procedure, please contact the Repository Team at: [E.mailbox@hud.ac.uk](mailto:E.mailbox@hud.ac.uk).

<http://eprints.hud.ac.uk/>

## Evaluation of fretting wear on the femoral stem surface

Hongyu Zhang<sup>1\*</sup>, Leigh Brown<sup>1</sup>, Liam Blunt<sup>1</sup>, Simon Barrans<sup>2</sup>

<sup>1</sup> Centre for Precision Technologies, University of Huddersfield, Queensgate, Huddersfield, HD1 3DH, UK

<sup>2</sup> School of Computing and Engineering, University of Huddersfield, Queensgate, Huddersfield, HD1 3DH, UK

\* Corresponding author: CE1/20, Centre for Precision Technologies, University of Huddersfield, Queensgate, Huddersfield, HD1 3DH, UK. Fax: +44 (0)1484 472161; Email: [h.zhang@hud.ac.uk](mailto:h.zhang@hud.ac.uk)

### ABSTRACT

Fretting wear on polished femoral stems has been well documented in clinical reports, but in vitro simulation to replicate this wear has seldom been attempted and only limited success has been achieved. In the present study, fretting wear was successfully reproduced on the stem surface by incorporating initial stem implantation in a sawbone through bone cement and utilisation of saline solution to mimic in vivo conditions, figure 1.

With the assistance of a grid coordinate system to relocate the position on the stem surface, figure 2, it has been possible to carry out comparison of the stem pre and post simulation using a Talysurf CCI interferometer. Selected 3D surface parameters, Sq, Sz, Sdq, Sdr, were introduced to quantitatively evaluate fretting wear. Additionally, a technique was developed to identify fretting wear based on grey scale threshold, which enabled calculation of coverage of fretting wear in each Gruen zone on the stem surface, figure 3. Furthermore, the stem was cut into small pieces to facilitate investigation of surface morphology through a scanning electron microscope. The typical pitting and crater surface features further confirmed generation of fretting wear on the femoral stem, figure 4.

This study gave scope for comparative investigation concerning the influence of stem design, cement brand on generation of fretting wear.

Key words: Fretting wear, femoral stem, simulation, evaluation

Topic: Biometrology



Figure 1: Reproduction of fretting wear on a polished Exeter stem

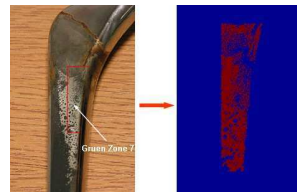


Figure 3: Detection of fretting wear




Figure 2: Relocation of the position on the stem surface




Figure 4: Fretting wear and undamaged area on the stem