



University of HUDDERSFIELD

University of Huddersfield Repository

Taylor, Andrew and Lowe, Peter

Collaborative CoVE Projects for Digital Design in FE Teaching and Learning

Original Citation

Taylor, Andrew and Lowe, Peter (2003) Collaborative CoVE Projects for Digital Design in FE Teaching and Learning. In: *The Impact of Research on Success in Learning*, ♦3rd Annual Regional Conference of the Yorkshire and Humberside ♦ Learning and Skills Research Network, 4th July 2003, University of Leeds, UK.

This version is available at <http://eprints.hud.ac.uk/id/eprint/22179/>

The University Repository is a digital collection of the research output of the University, available on Open Access. Copyright and Moral Rights for the items on this site are retained by the individual author and/or other copyright owners. Users may access full items free of charge; copies of full text items generally can be reproduced, displayed or performed and given to third parties in any format or medium for personal research or study, educational or not-for-profit purposes without prior permission or charge, provided:

- The authors, title and full bibliographic details is credited in any copy;
- A hyperlink and/or URL is included for the original metadata page; and
- The content is not changed in any way.

For more information, including our policy and submission procedure, please contact the Repository Team at: E.mailbox@hud.ac.uk.

<http://eprints.hud.ac.uk/>

Collaborative CoVE Projects for Digital Design in Teaching and Learning

'The Impact of Research on Success in Learning',
3rd Annual Regional Conference of the Yorkshire and Humberside

Learning and Skills Research Network, University of Leeds, 4th July 2003.

Andrew Taylor & Peter Lowe

CoVE Centre of Vocational Excellence in Digital Design

Batley School of Art & Design,

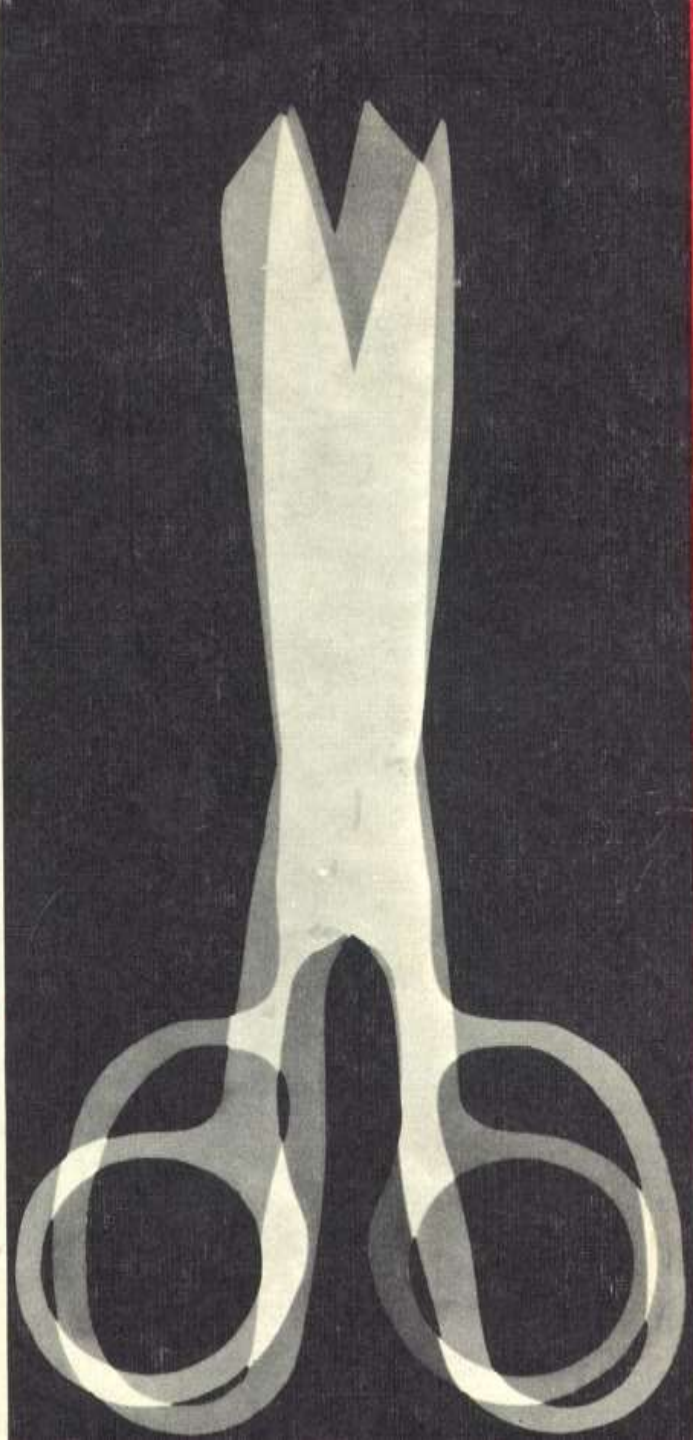
Dewsbury College. West Yorkshire. UK

Content of Workshop

- ◆ What are CoVEs ?
- ◆ The Batley School of Art and Design CoVE in digital design
- ◆ Collaborative UK CoVE colleges fashion design project
- ◆ Future Projects

CoVEs: What are they?





Collaborative CoVE colleges fashion design project

- ◆ Batley School of Art & Design
- ◆ Chesterfield College of Art & Design
- ◆ London College of Fashion

Aims of the project

- ◆ To increase learner awareness in digital technologies
- ◆ To develop co- creative learning experiences in digital tools for Fashion and textiles
- ◆ To encourage wider participation in learning and teaching through CoVEs
- ◆ To create more opportunities in FE using high quality 3D CG/ CAD/CAM tools in CoVEs

Visits between Colleges

- ◆ Small groups visited respective colleges
- ◆ Increased awareness of CoVE development
- ◆ Shared input into FE courses

Batley School of Art & Design

CoVE in Digital Design



Chesterfield College CoVE



London College of Fashion CoVE



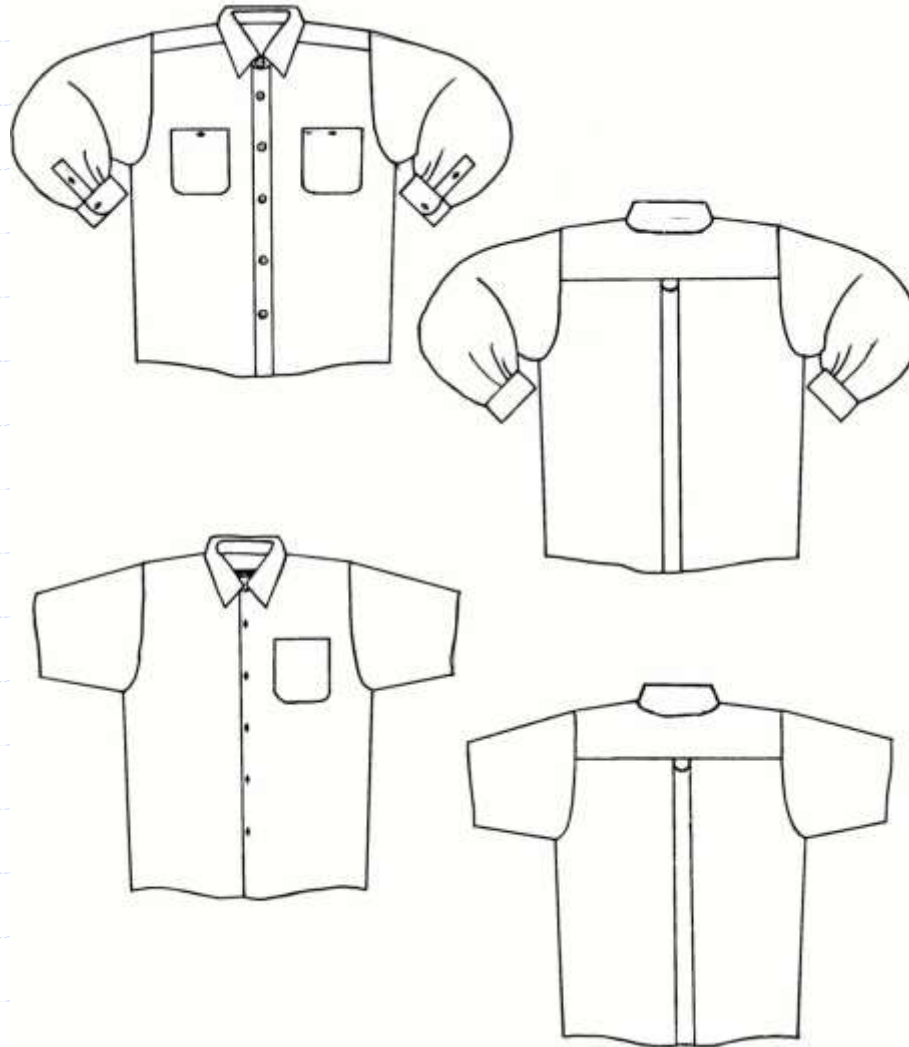
Staff Development Workshop at BSA&D

- ◆ Applications of Blackboard e-learning tool
- ◆ Introduction of London Institute Virtual Gallery
- ◆ Visit Fashion Design Summer Schools
- ◆ 3D cloth animation/virtual catwalk
- ◆ Development of shared ND fashion shirt project

Shared college shirt design project

- ◆ 2 day visit for all students to London + LCF
- ◆ Dissemination of shirt design project to all students
- ◆ Visit to Curtain Rd. (SMR) Simulated Manufacturing Resource
- ◆ Student fashion party
- ◆ Research visits to exhibitions and galleries

Shirt Designs at each college



Collaboration via Blackboard

Blackboard collaborative learning tools:

- ❖ Discussion board
- ❖ File Exchange - Dropbox for work in progress
- ❖ Virtual Fashion crit / chat room

Co-creative learning potential of CoVEs digital applications

- ◆ 2D + 3D Digitiser for digital data input
- ◆ Assyst pattern design software
- ◆ 2D + 3D graphics software – 3D Studio MAX
- ◆ Digital Textile printing
- ◆ Final Catwalk Exhibition at Rootstein Hopkins
London Institute Gallery


Clothing manufacture facilities at chesterfield, Batley & LCF



Digital textiles printing at BSAD for final shirt designs








3D clothing design Workshops/Demos

- ◆ 3D graphics Learning workshops
- ◆ Experiments to test 3D tools for learning results during project





CoVE Collaborative:

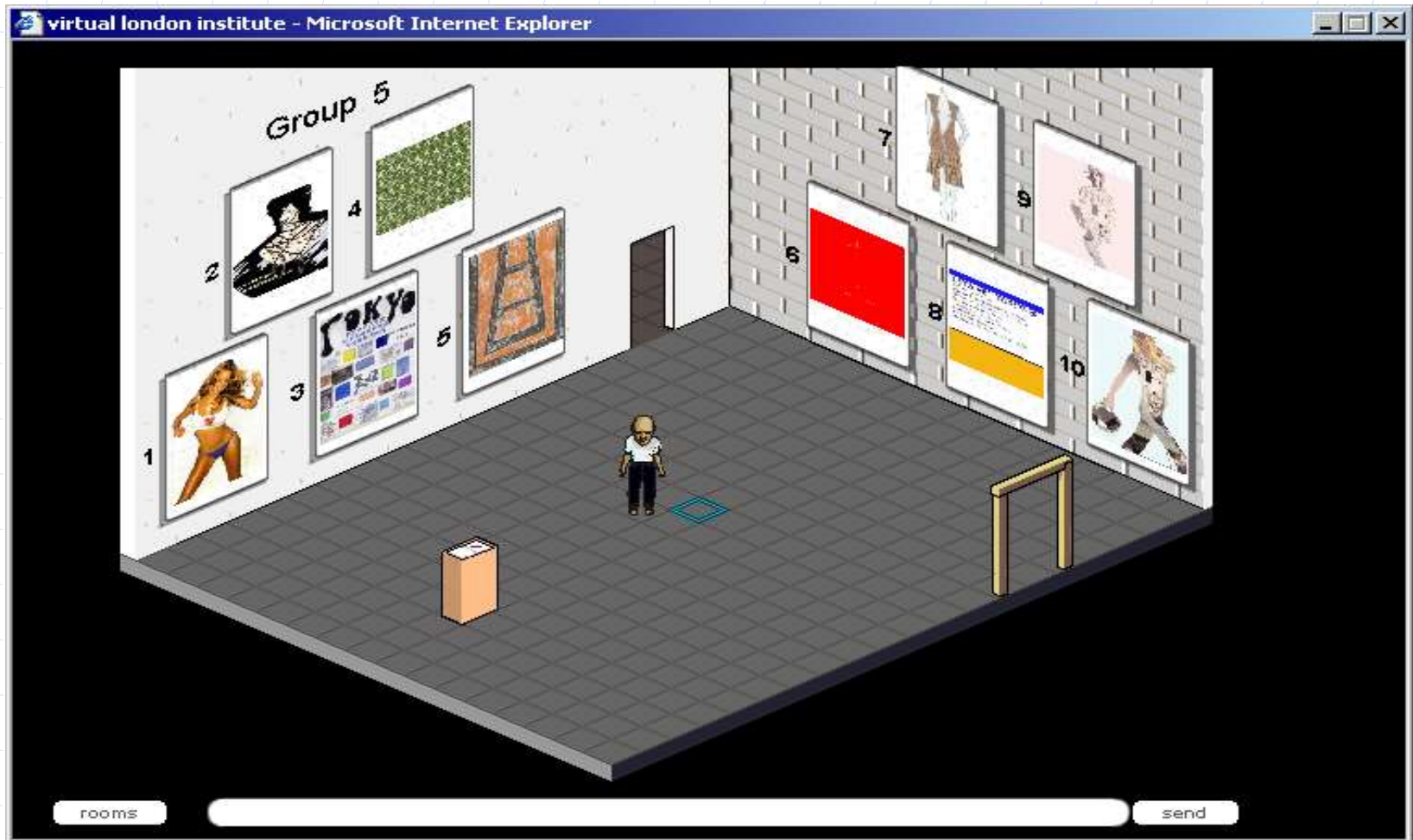
Virtual London Institute



Students' as avatars scan in or photo their design development and upload to co-display across colleges within the virtual galleries



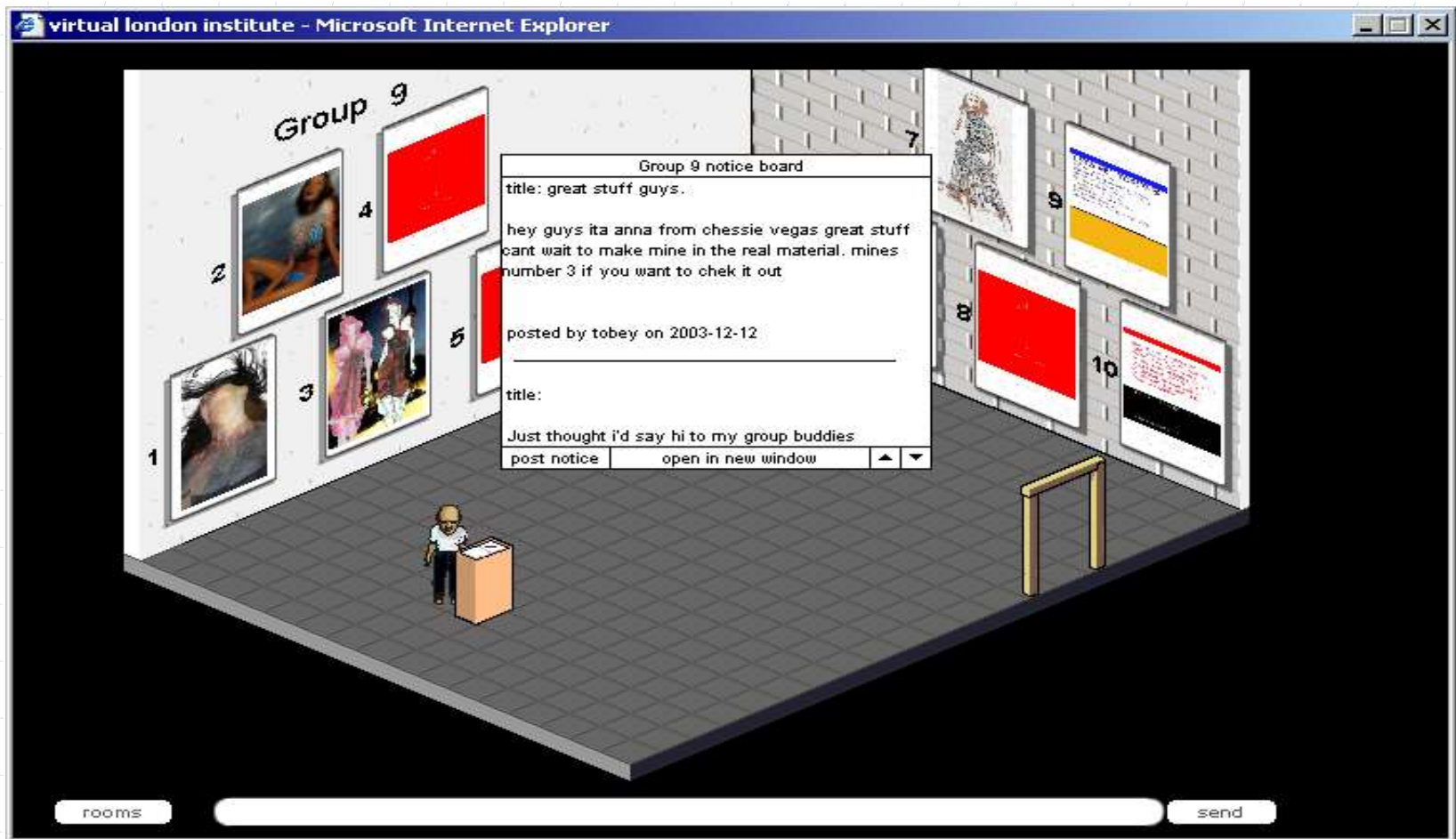
3D chat room with students as avatars walking around and display areas, chatting and sharind ideas in a gallery.



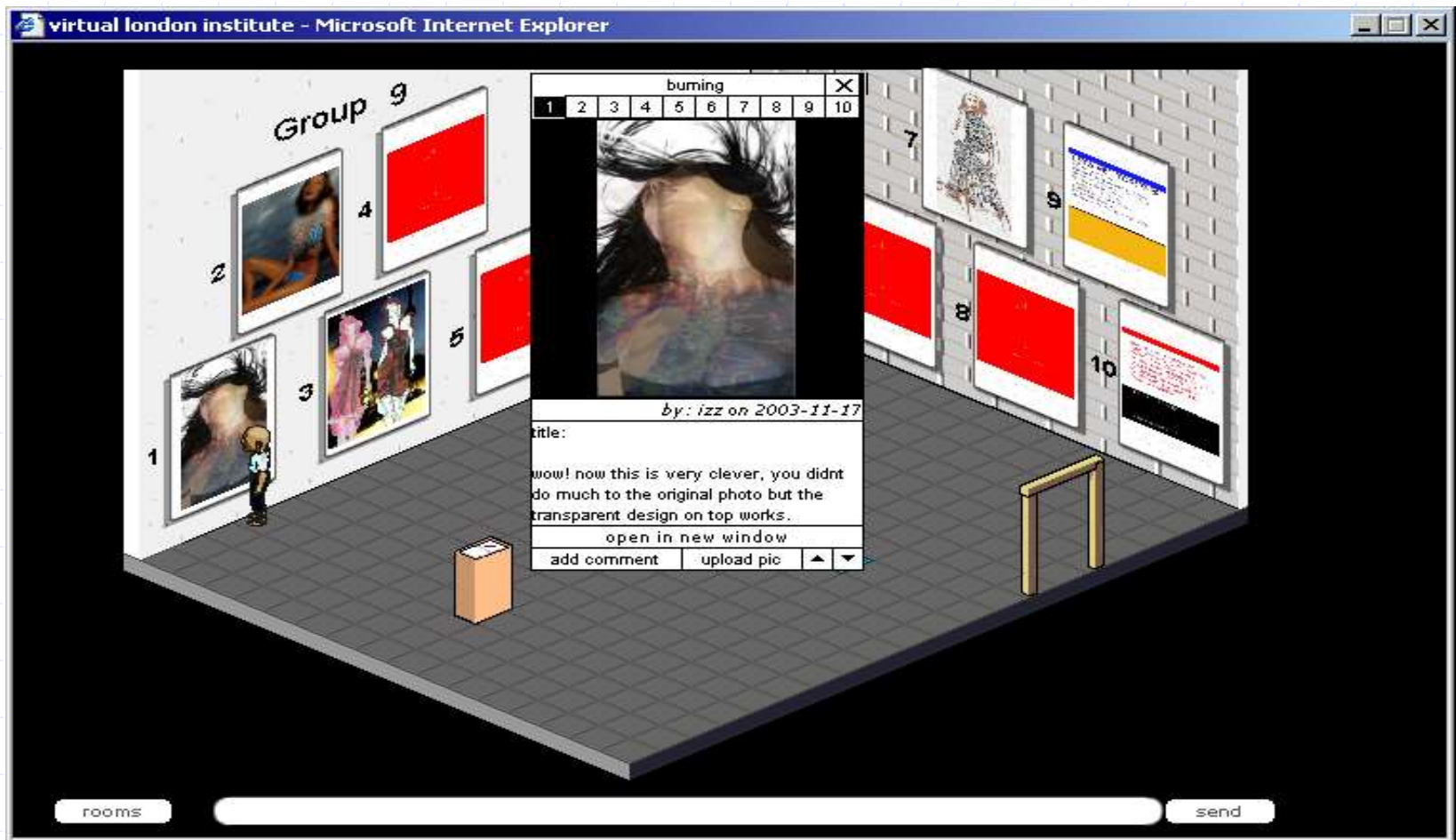
The virtual medium is a logical extension of the physical teaching and learning environment



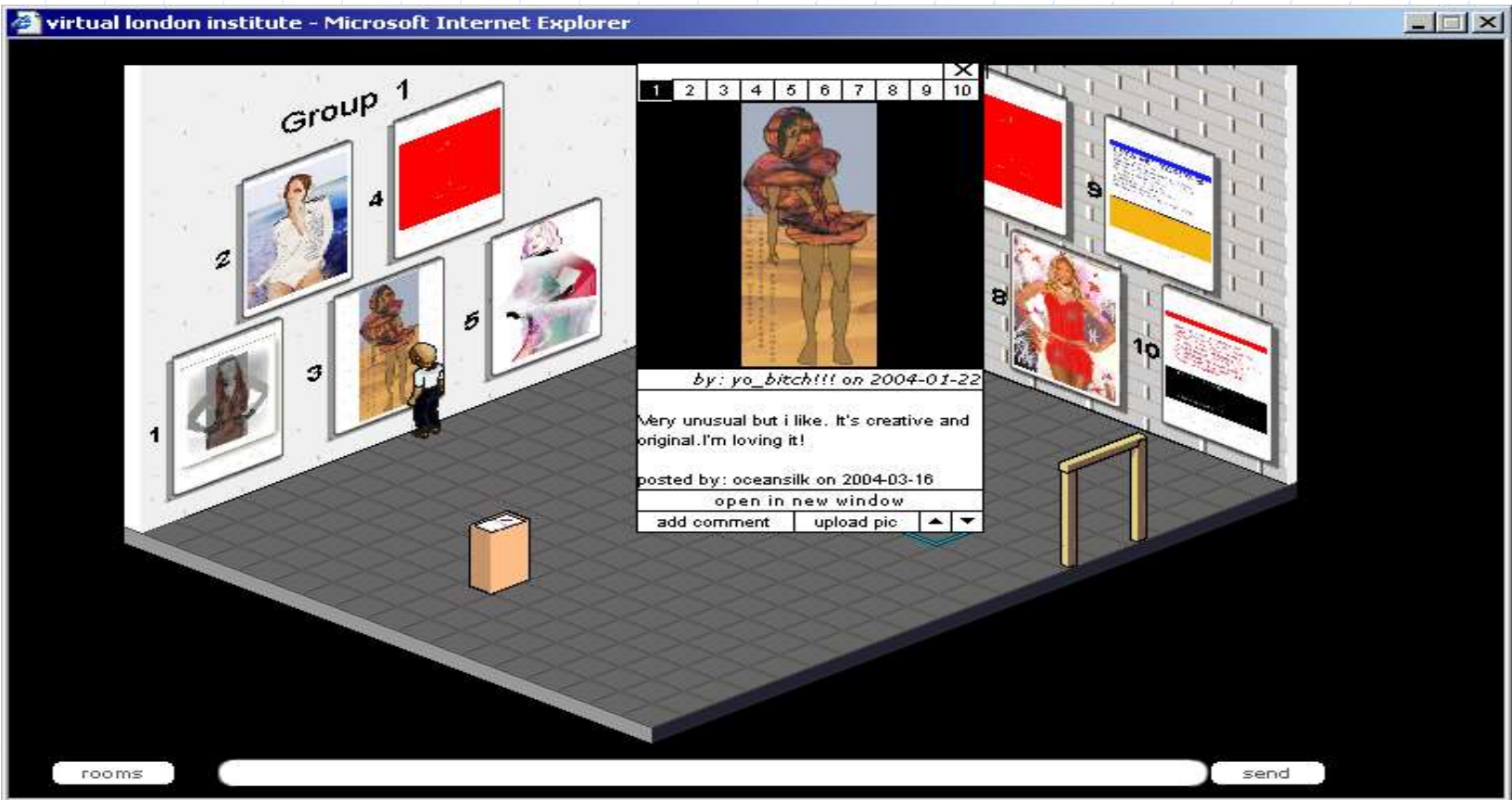
it enables student / staff interaction and feedback from remote sites.



With the opportunities for staff and student comment and evaluation at interim and final review stages.



Sequence of individual student's 10 display spaces – the garment design



Sequence of individual student's 10 display spaces – the print design




Digital print design & students reflective communication

Comments - Microsoft Internet Explorer

File Edit View Favorites Tools Help

← Back → → × Home Search Favorites Media

Address <http://itrdu4.linst.ac.uk/virtualinstitute/displaycommentshtml.php?pic=room10uppic3a&v=> Go Links >>



very creative print!i luuuuurve it lots and lots!
xxxxxxx

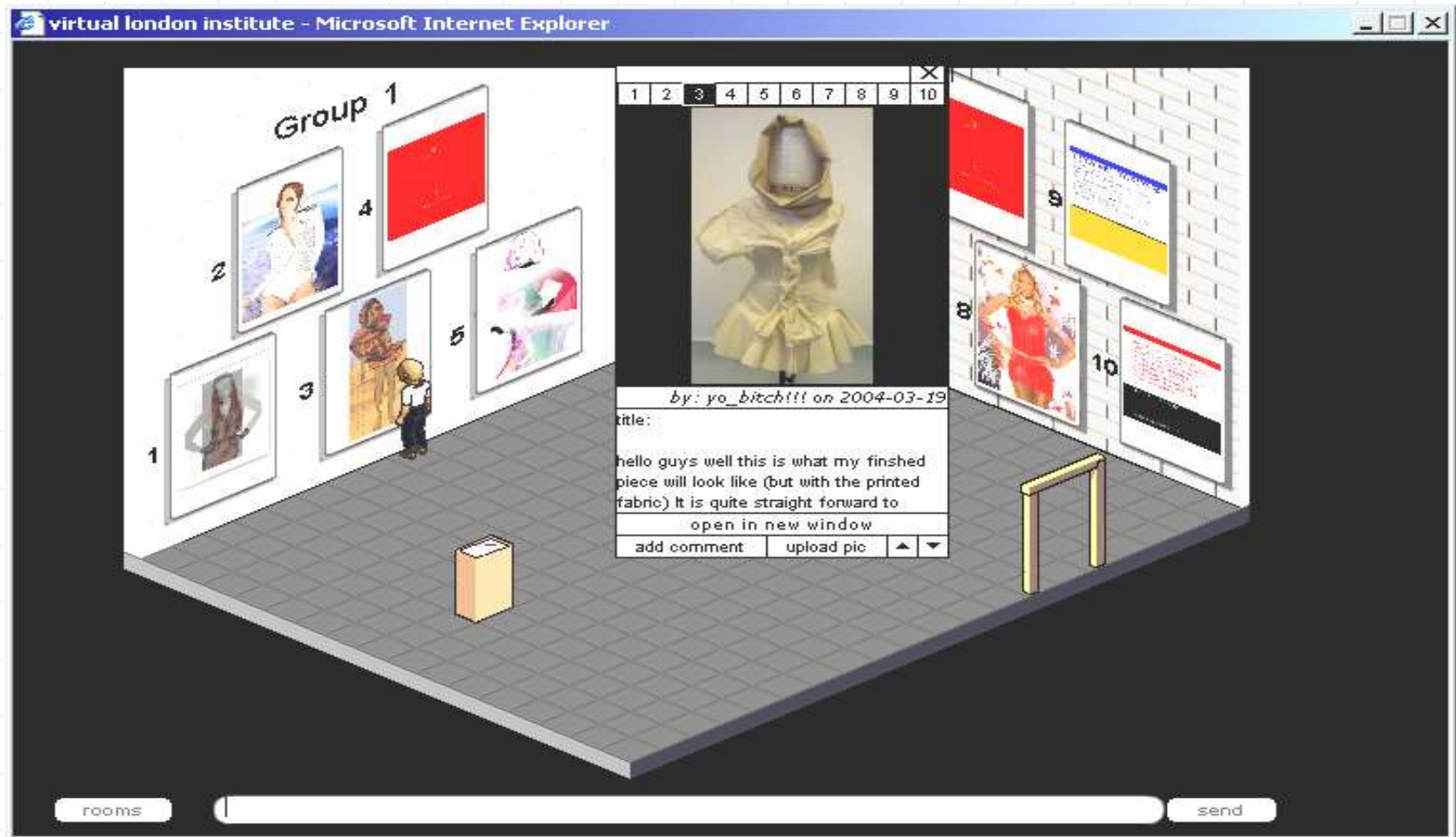
posted by laura-beth on: 2004-01-29 11:51:11

this print is influenced by the sahara desert and greek culture. i have taken the colours from sunset scenes and made the texture quite rough and pastey. hidden in the sand dunes are the odd greek symbols .hope u like it.

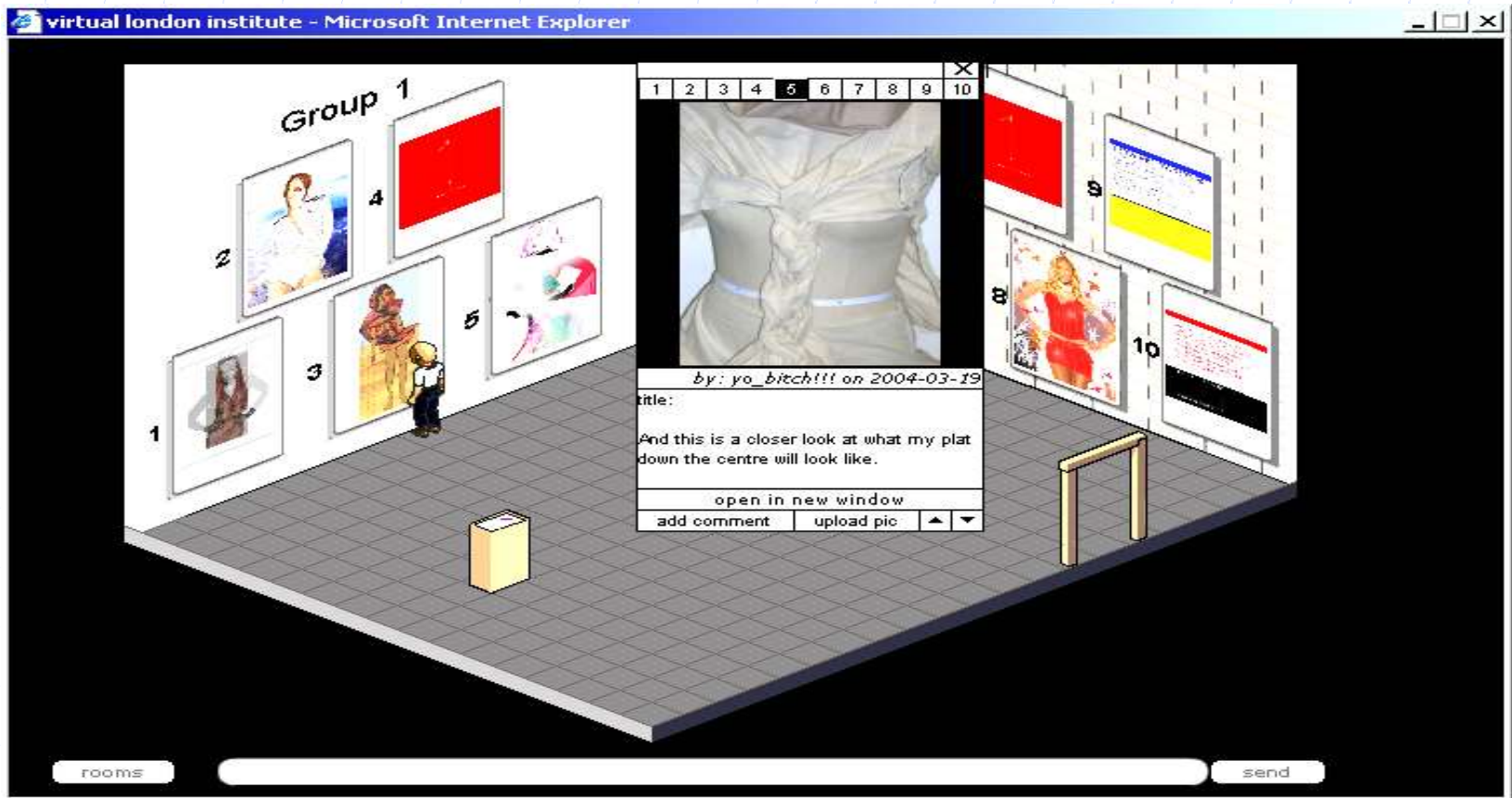
posted by yo_bitch!!! on: 2004-01-22 10:10:20

Done Local intranet

Sequence of individual student's 10 display spaces –
photographed uploaded **toile**



Sequence of individual student's 10 display spaces – the toile detail



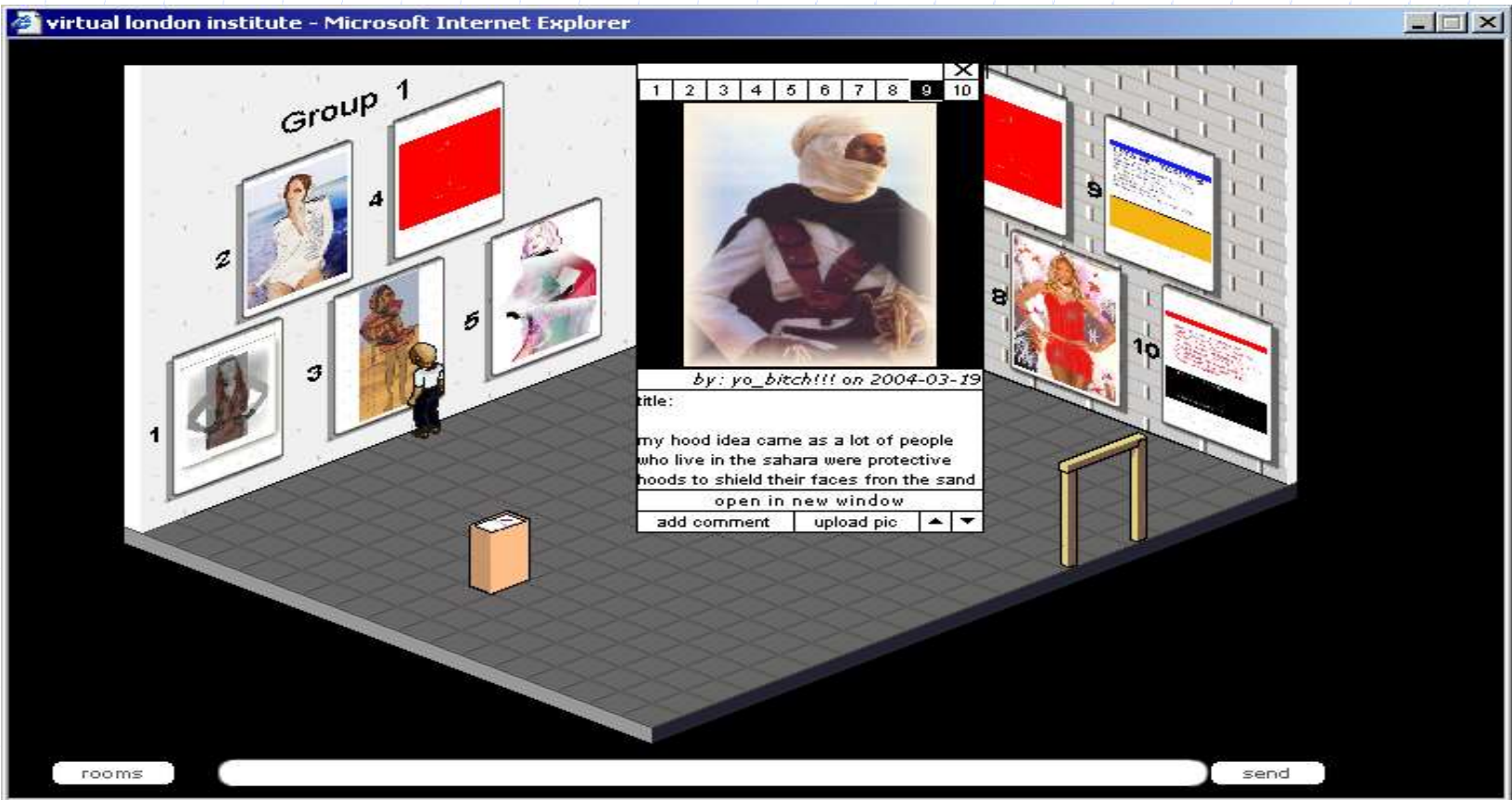
Sequence of individual student's 10 display spaces – variations in presentation



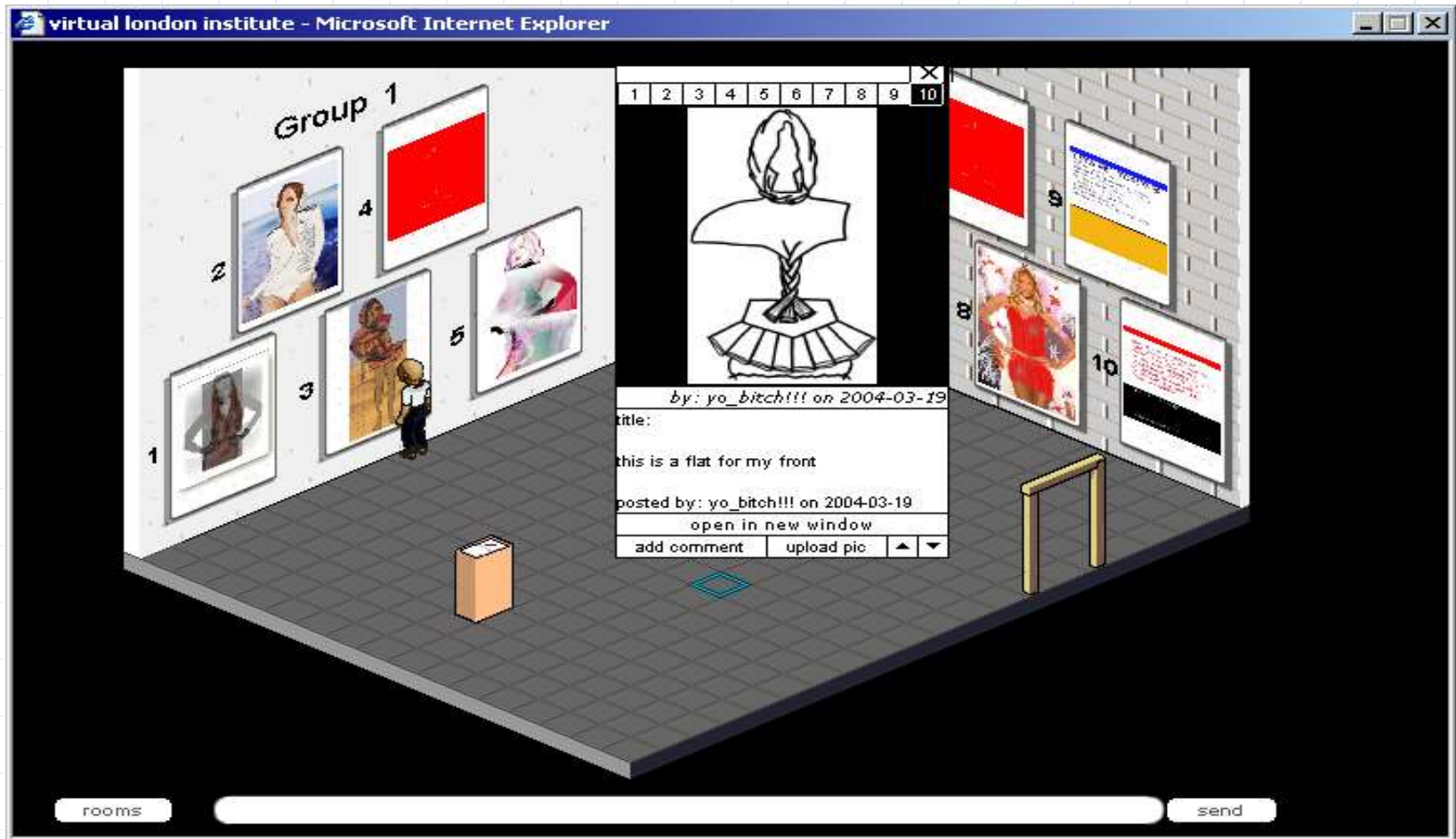
Sequence of individual student's 10 display spaces – source reference



Sequence of individual student's 10 display spaces – source reference



Sequence of individual student's 10 display spaces – working drawing



Another student's work illustration



Another students work **toile**



The VI site also had a “bar” for relaxed **more casual communication**






arawak night wear




conceive
and
interpret



conceive
and
interpret



conceive
and
interpret



conceive
and
interpret

Student/Staff Survey Parallel Project Chesterfield, Dewsbury and LCF

About Virtual Institute

If you experienced technical problems, please select from below otherwise click the 'Next page' button.

- Would not start up
- Crashed
- Could not display your work
- Could not write comment
- Could not see work on display
- Could not see other avatars in the rooms
- Could not print images and comments

Other (Please explain below)

xvxdfnmg

**What if you had
NO problems:
how do you
proceed to the
next page?**

Next page

Student/Staff Survey Parallel Project Chesterfield, Dewsbury and LCF

Please grade usability of Virtual Institute

Please give one or two examples of what was particularly useful about using VI

a)

b)

Please make any other comment here:

**Open ended
questions**

Usability of Virtual Institute - Results

Easy to use

<u>Category</u>	<u>Percentage</u>	<u>Total</u>
Poor	6%	1
Fair	28%	5
Good	22%	4
Excellent	44%	8

Improved your learning about IT

<u>Category</u>	<u>Percentage</u>	<u>Total</u>
Poor	6%	1
Fair	39%	7
Good	22%	4
Excellent	33%	6

Improved your learning about fashion design/illustration

<u>Category</u>	<u>Percentage</u>	<u>Total</u>
Poor	6%	1
Fair	33%	6
Good	22%	4
Excellent	39%	7

Allowed you to learn at your own pace

<u>Category</u>	<u>Percentage</u>	<u>Total</u>
Poor	6%	1
Fair	28%	5
Good	33%	6
Excellent	33%	6

Useful for self assessment

<u>Category</u>	<u>Percentage</u>	<u>Total</u>
Poor	11%	2
Fair	17%	3
Good	44%	8
Excellent	28%	5

Excellent

44%

8

Other aspects of the joint project - Results

Joint briefing in London

<u>Category</u>	<u>Percentage</u>	<u>Total</u>
Poor	11%	2
Fair	17%	3
Good	33%	6
Excellent	28%	5

Having the same themes as other colleges

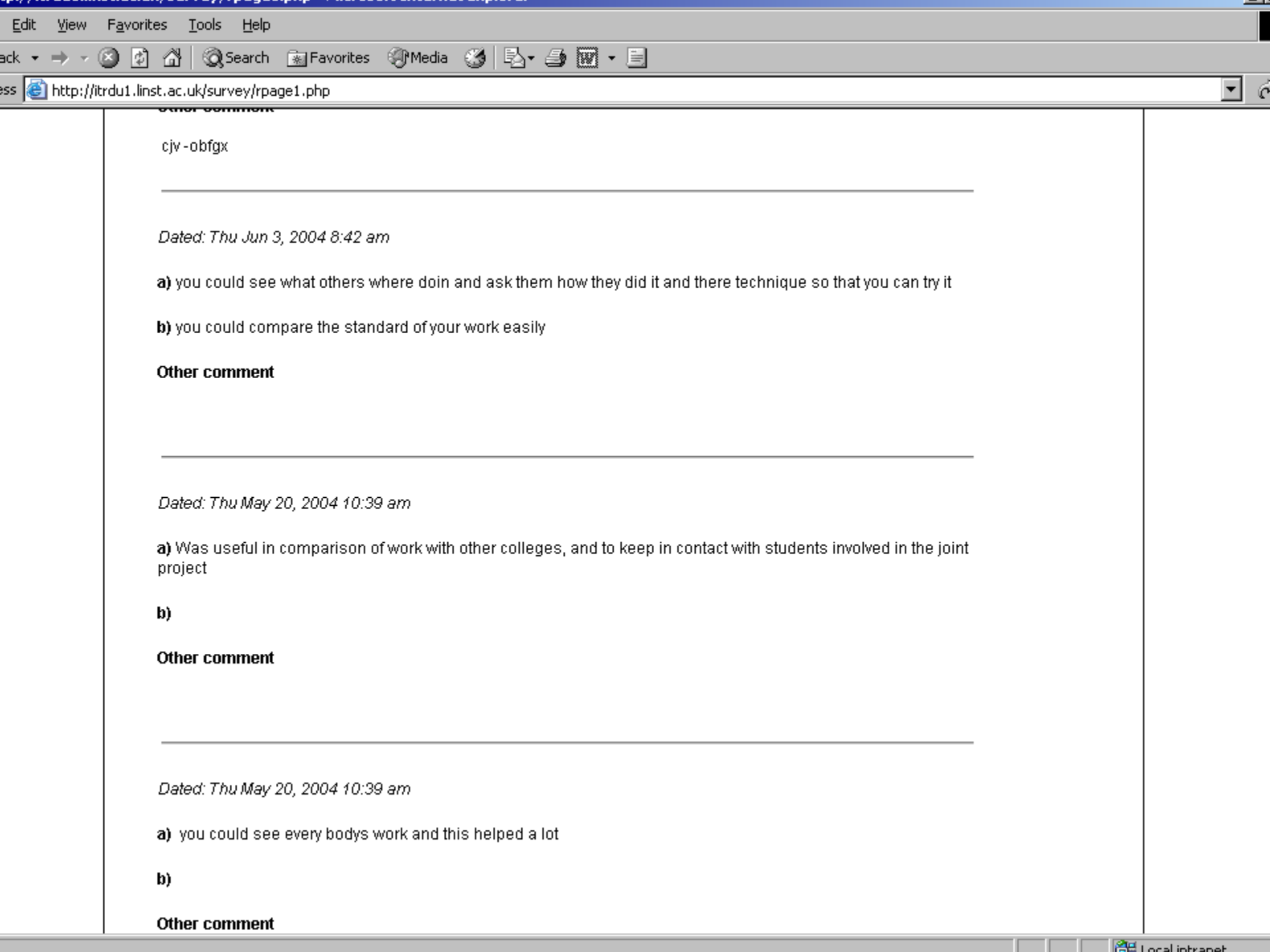
<u>Category</u>	<u>Percentage</u>	<u>Total</u>
Poor	6%	1
Fair	6%	1
Good	56%	10
Excellent	22%	4

Being in a "virtual team"

<u>Category</u>	<u>Percentage</u>	<u>Total</u>
Poor	6%	1
Fair	11%	2
Good	50%	9
Excellent	22%	4

With your own room

<u>Category</u>	<u>Percentage</u>	<u>Total</u>
Poor	00%	0
Fair	11%	2
Good	50%	9
Excellent	28%	5



cjh-obfgx

Dated: Thu Jun 3, 2004 8:42 am

- a) you could see what others where doin and ask them how they did it and there technique so that you can try it
- b) you could compare the standard of your work easily

Other comment

Dated: Thu May 20, 2004 10:39 am

- a) Was useful in comparison of work with other colleges, and to keep in contact with students involved in the joint project
- b)

Other comment

Dated: Thu May 20, 2004 10:39 am

- a) you could see every bodys work and this helped a lot
- b)

Other comment

Other comment

Dated: Wed May 19, 2004 9:01 pm

- a) being able to read peoples comments about the work
- b) I liked the fact you could see others in the room, the virtual bar made it fun and i liked the fact we worked with another college so we could see how the work with diffrent inspirations was presented.

Other comment

I would love to be able to show all work like this on other courses and also see pictures or downloaded photos of other courses work. I think this should be available on blackboard and each course should be allocated a room and i think it would be good if the students voted in the work to be displayed.

Dated: Wed May 26, 2004 3:46 pm

- a) To be honnest I found that the VI web site was pointless, i found that if i needed help I would have to ask other students rather than the teacher because he was too busy.
- b) I found this questionnaire very funny because of the many spelling mistakes and grammer problems, which just goes to show you how incompetant LI teachers are.

Other comment

Rootstein Hopkins Space: LCF



Outcomes of the shared project

- ◆ To create creative opportunities in fashion design learning through access to digital technology
- ◆ Developing FE college collaborations through CoVE development projects
- ◆ To develop greater student/academic professional awareness through networking between FE colleges

CoVE Collaborative Project



Thanks to:-

Batley: Andrew Taylor, Louise Gathercole, Peter Lowe, Danielle Proctor, Keith Orange, Angela Hogson.

Chesterfield: Lesley Cambell, Margaret Beach, Jeremy Asquith, Nathan Smith, Richard Hatton, Kevin Hickey.

London: Paul Turner, Jane Elson, Angela Drisdale – Gordon, Benetta Sawyer, HaoTu Dam, Fariba Farshad and the ITRDU team, Rosy Crehan