

# Technology enhanced learning in the creative arts and humanities



University of  
HUDDERSFIELD

Inspiring tomorrow's professionals

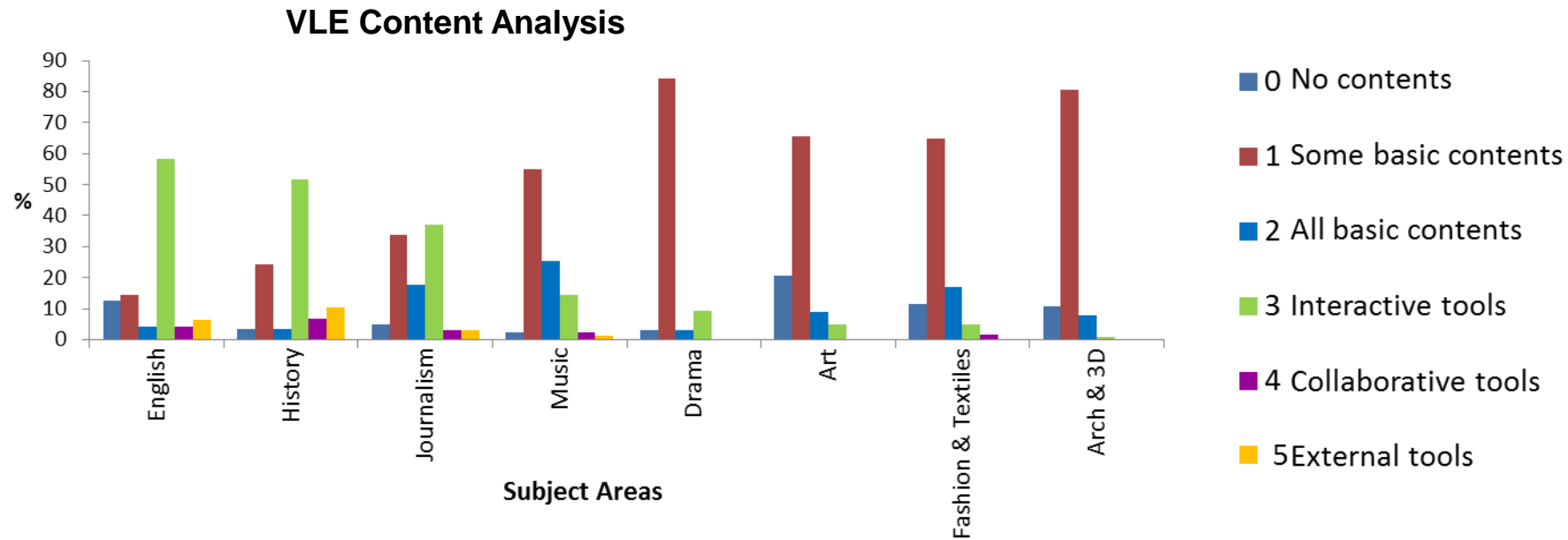
Engineering  
Electronic, Communications, Mechanical, Manufacturing

Jess Power and Vidya Kannara

## Identify knowledge gaps in digital literacy within creative arts & humanities & establish suitable strategies to close them.

- Analyse the level and type of e-learning opportunities provided across a range of undergraduate courses in creative arts & humanities.
- Identify examples of good practice in relation to technology blended teaching & learning within the VLE.
- Develop, implement & evaluate strategies to support technology enhanced blended learning in creative arts & humanities.

# Findings from the VLE Audit



- Practical based subjects have got similar profiles from the grading criteria.
- Practical based subjects utilise UniLearn less.

Q: What are the barriers/reasons?

Q: Do we require different approaches to supporting TEL for practical based courses?

# Focus Group Themes

- Good Practice in E&M Technology.
- Knowledge Gaps in Engagement and Use.
- Mechanisms for Embedding and Enhancing Learning.

## **Barriers**

- Navigation/interface
- Technology competence
- Student related
- Time

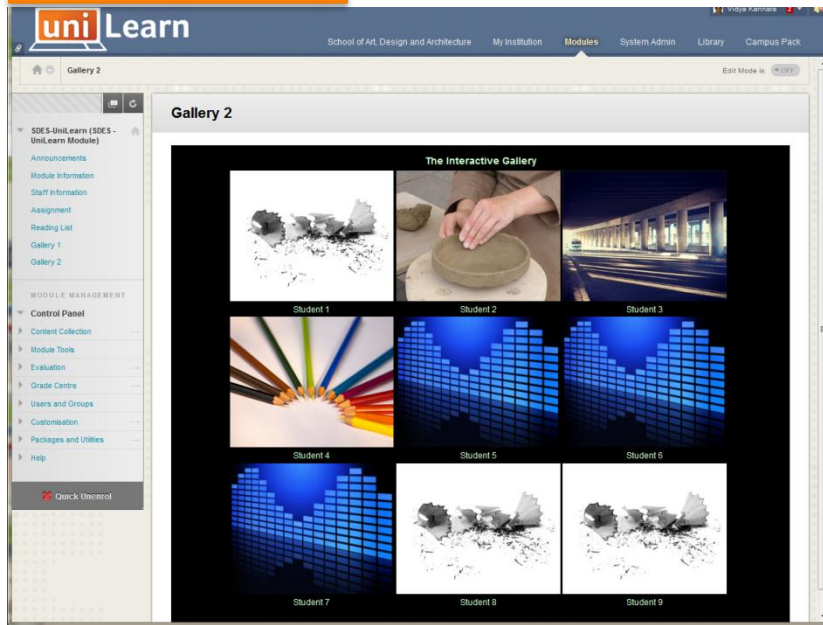
## **Factors affecting use TEL**

- Nature of course
- Better systems
- Format of course

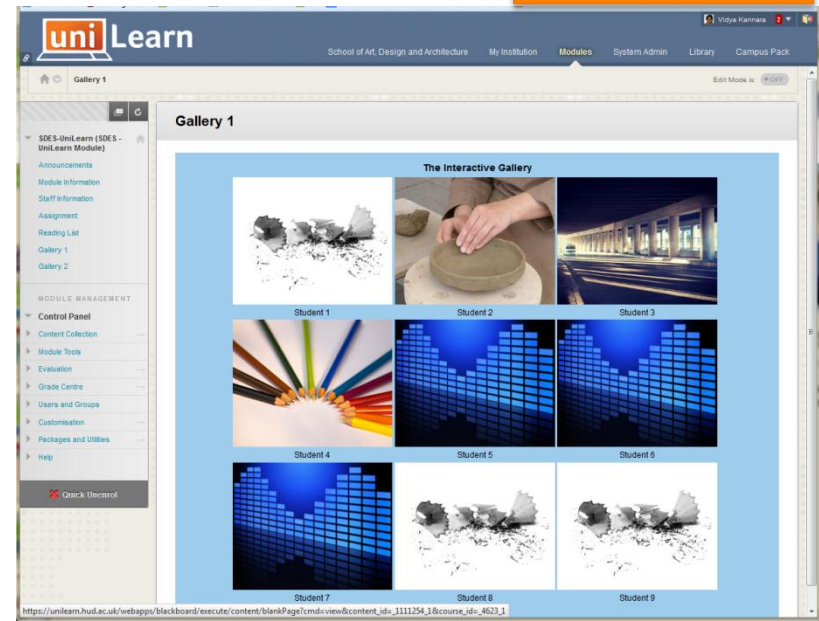
- VLE as the central point to access all teaching and learning activities
- Embed or direct students to external content
- Clear and simple interface
- Work on a various devices (mobiles, tablets and computers)
- VLE shouldn't try to do everything – blended learning
- Maintaining VLE spaces should be easy
- Technology expert to build the visual interface and improve navigation

# Gallery to showcase student work

## Prototype 1



## Prototype 2



## *Paul Blindell (Interior Design Course)*

“The development of a new image interface allowed us to visualise the potential for greater impact and reflection within the VLE”.



# Module 1: before and after enhancement



University of  
HUDDERSFIELD

## BEFORE

uniLearn

School of Art, Design and Architecture My Institution Modules System Admin Library Campus Pack

Learning Resources

Learning Resources

PRODUCTION  
Students of production please find your information here.

MARKETING

MODULE MANAGEMENT

- Control Panel
- Content Collection
- Module Tools
- Evaluation
- Grade Centre
- Users and Groups
- Customisation
- Packages and Utilities
- Help

Navigation

## AFTER

uniLearn

School of Art, Design and Architecture My Institution Modules System Admin Library Campus Pack

Welcome to Fashion

Marketing

Production

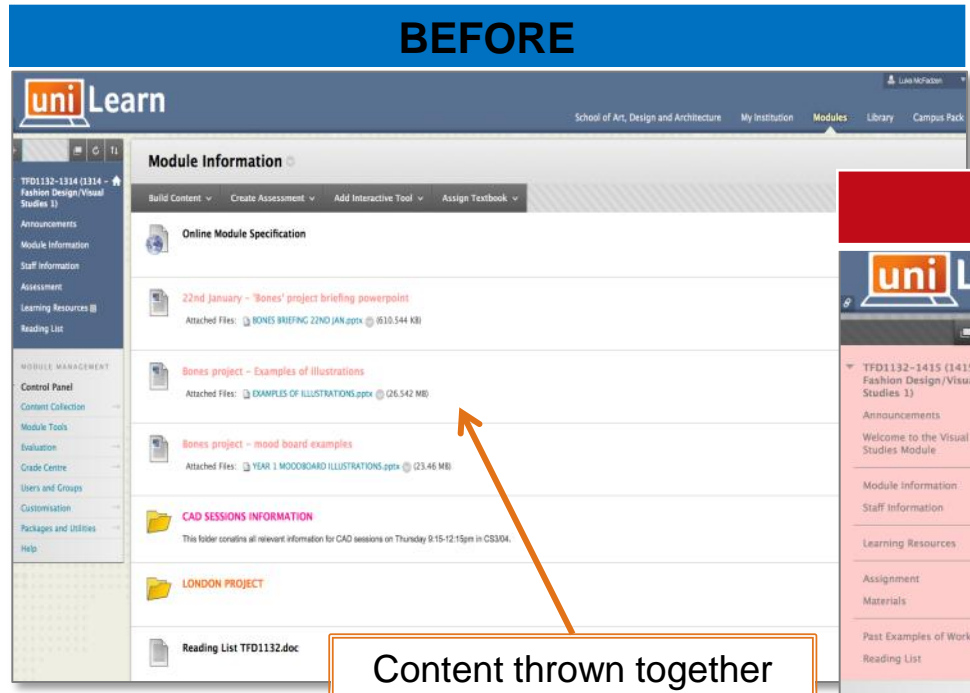
Assessment

Split between the areas of the module

Inspiring tomorrow's professionals

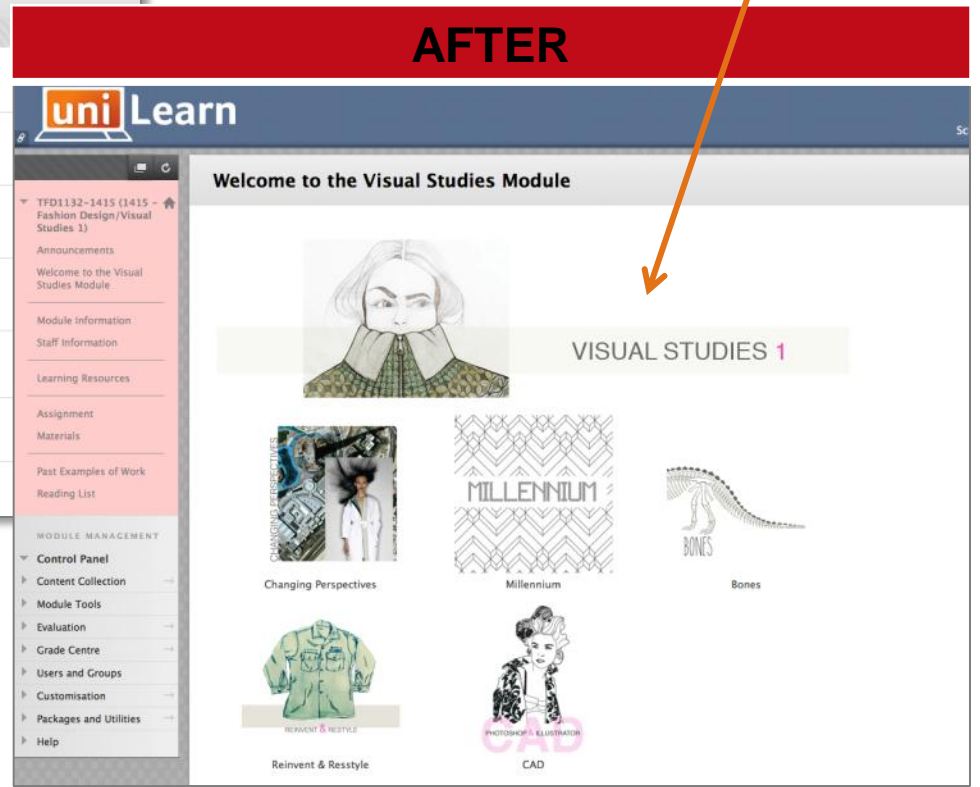
# Module 2: before and after enhancement

## BEFORE



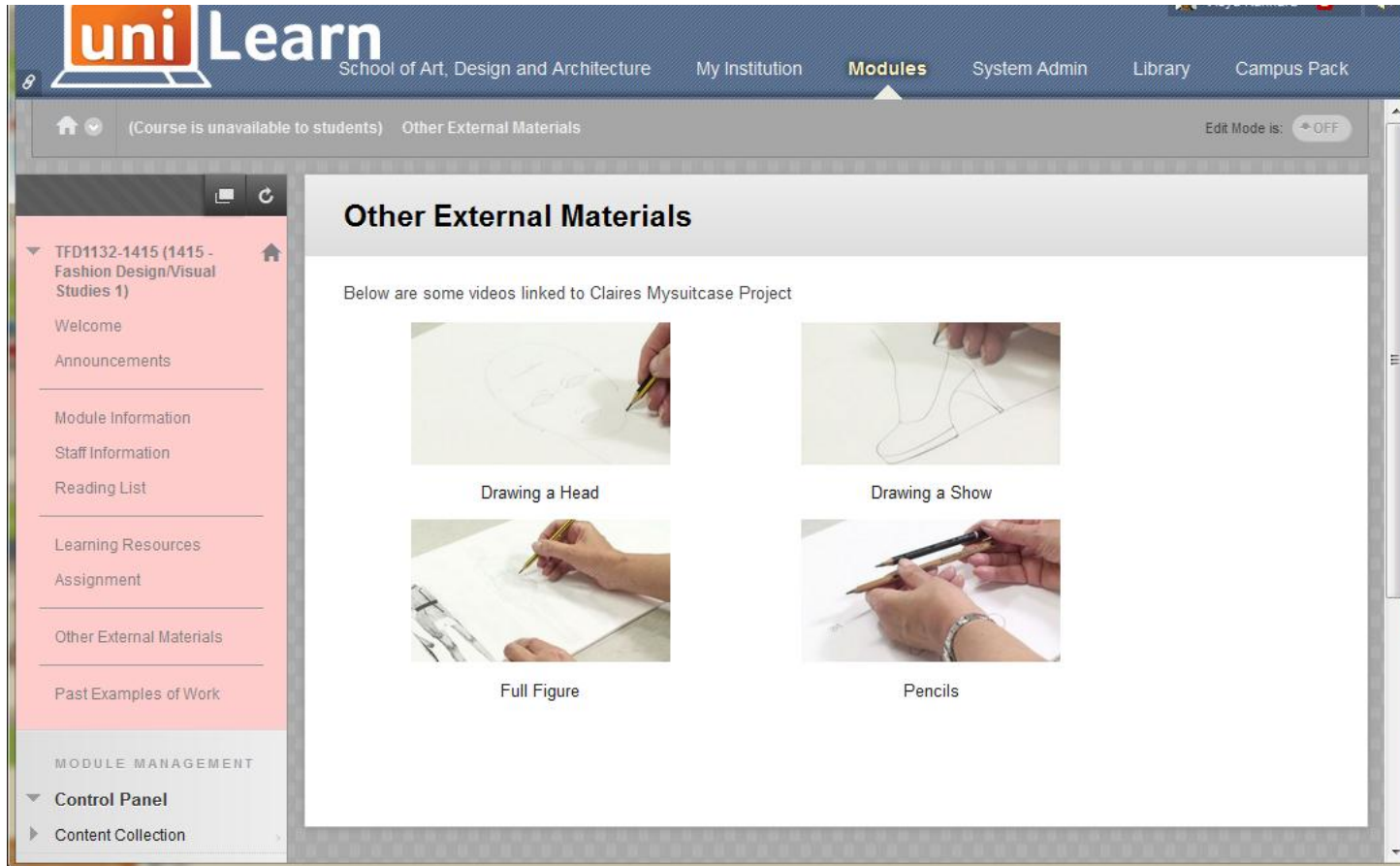
Content grouped together logically

## AFTER





# Module 2 visual interface for help videos



The screenshot displays the uniLearn interface for the 'Fashion Design/Visual Studies 1' module. The top navigation bar includes 'uniLearn', 'School of Art, Design and Architecture', 'My Institution', 'Modules', 'System Admin', 'Library', and 'Campus Pack'. The main content area is titled 'Other External Materials' and features a list of video thumbnails with captions: 'Drawing a Head', 'Drawing a Show', 'Full Figure', and 'Pencils'. A sidebar on the left contains a navigation menu with options like 'Welcome', 'Announcements', 'Module Information', 'Staff Information', 'Reading List', 'Learning Resources', 'Assignment', 'Other External Materials', 'Past Examples of Work', and 'Control Panel'.

Inspiring tomorrow's professionals

# Benefits to Staff



University of  
HUDDERSFIELD

I've been really encouraged by the improvements made to the module (Marketing and Production), it's opened up new ideas that I would not have thought of and having someone there to work on the module has given me an opportunity to look over the module while having new ideas that could be used for further modules  
– Claire Evans



Students are constantly using software on their phones and tablets. The module page for Fashion Design was clunky, needed to have a clearer interface and some consistency in the navigation. The new gallery supports student's learning, while the module visual appearance looks clear and is user-friendly. This project has allowed me to consider new areas of the design module and organising the information already on there

– Kathryn Brennand



Inspiring tomorrow's professionals

---

# Questions

