



University of **HUDDERSFIELD**

University of Huddersfield Repository

Zhang, Hao

Model-based Fault Detection For A Turbocharger

Original Citation

Zhang, Hao (2009) Model-based Fault Detection For A Turbocharger. In: University of Huddersfield Research Festival, 23rd March - 2nd April 2009, University of Huddersfield. (Unpublished)

This version is available at <https://eprints.hud.ac.uk/id/eprint/5222/>

The University Repository is a digital collection of the research output of the University, available on Open Access. Copyright and Moral Rights for the items on this site are retained by the individual author and/or other copyright owners. Users may access full items free of charge; copies of full text items generally can be reproduced, displayed or performed and given to third parties in any format or medium for personal research or study, educational or not-for-profit purposes without prior permission or charge, provided:

- The authors, title and full bibliographic details is credited in any copy;
- A hyperlink and/or URL is included for the original metadata page; and
- The content is not changed in any way.

For more information, including our policy and submission procedure, please contact the Repository Team at: E.mailbox@hud.ac.uk.


<http://eprints.hud.ac.uk/>

Model-based Fault Detection for a Turbocharger

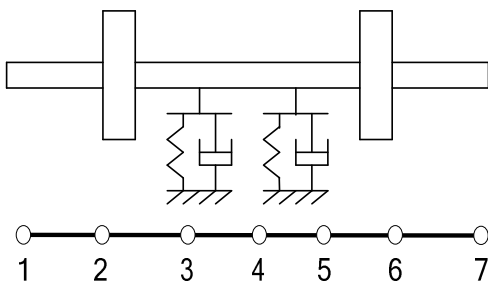
Motivation

- Turbocharger is widely used on automotive, off highway, power generation and marine applications, etc
- Faults might happen under extreme conditions
- Inspecting periodically will cost plenty of time and money
- Parameters changing while faults happen can be used
- Model-based is an effective way for fault detection

Modelling of the core of a Turbocharger (Rotor-dynamics)



- The core of a turbocharger is a rotor supported by two journal bearings
- The journal bearing can be modelled into a spring-damping system
- Finite Element method is used to model the rotor including screws, turbine, compressor, journal bearing and shaft



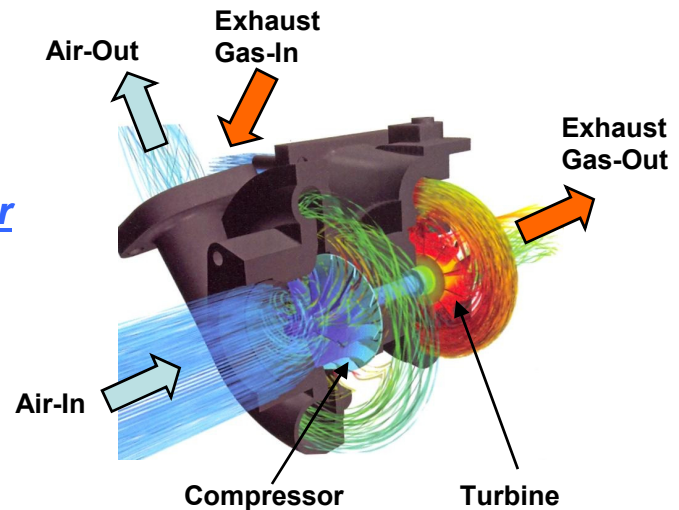
$$[M]\{\ddot{U}\} + [G]\{\dot{U}\} + [K]\{U\} = \{P(t)\}$$

Matrix differential equation for rotor motion is solved for simulating bending vibration for all seven nodes of the turbocharger on two planes

Through this model, the parameters of a turbocharger can be estimated as follows

- Natural frequency considering gyroscopic effect
- Rotor bending vibration in time domain and frequency domain while unbalance occurs

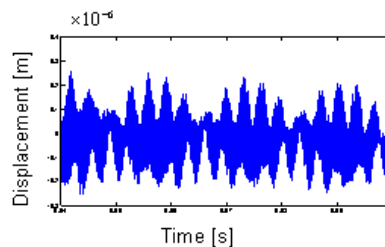
Introduction of Turbocharger



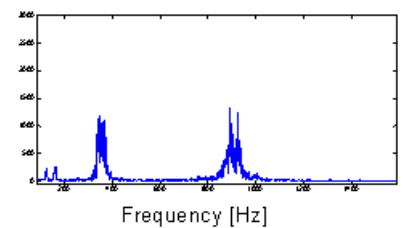
- A turbocharger comprises a turbine and a compressor linked by a shared axle. The turbine inlet receives exhaust gases causing the turbine wheel to rotate. This rotation drives the compressor compressing the ambient air and delivering it into cylinder
- Several types of faults might happen while a turbocharger is being used for a long period, such as rotor unbalance caused by impact damage, journal bearings abrasion, insufficient oil supply, failure from excessive exhaust temperatures, stable and stall, etc

Simulation of Rotor Unbalance

Unbalance moment is exerted artificially on the turbine node and the bending vibration of journal bearings in time domain and frequency domain are simulated as follows



Bending vibration



Spectrum of bending vibration

Conclusion and Future work

- Rotor-dynamics theory is used for turbocharger modelling
- Data processing technique is implemented through the relevant software Matlab and Simulink
- Further research will focus on developing the whole model for a turbocharger in rotor-dynamics, thermo-dynamics and fluid-dynamics
- Fault detection and software-based fault source location